



CUAND CASTER PRODUCT CATALOG 产品目录



CUAND CASTER PRODUCT CATALOG

产品目录



一路与您通途万里
With You All The Way
Through Long Way

EMAIL: export01@goodich-hardware.com
WECHAT/WHATSAPP: +86 18016216906
PHONE: +86 18016216906
WEBSITE: <https://goodich-hardware.com/>



ABOUT US

关于我们

COMPANY INTRODUCTION

Guangdong Goodich Hardware Co.Ltd is a technology-enabled furniture hardware solution supplier that creates tailored strategies for our clients based on their brands and businesses. Furniture hinges, drawer slides, with SGS test results are shipped to Europe, South America, North America, Southeast Asia, and all other nations and regions.



20 +

With 20 years of expertise

HIGH

quality standards

OPTIMAL

supply chain

Our team consists of award-winning designers, structural engineers, and testing specialists that understand how to deliver tangible benefits for your organization. We also prioritize the most critical KPIs, such as total cost and quality evolution. We understand that attaining these objectives is the driving force that propels your company ahead, and we feel that our clients' success is the strongest indicator of our own performance.

With 20 years of expertise in furniture hardware, we realize that although each hardware has the best approach to decrease costs and enhance quality, we have discovered the optimal supply chain and quality standards to support your furniture hardware. As long as you are seeking for hardware accessories, please contact us; we can provide more than simply the goods listed on the website.

ABOUT US

关于我们

80% SALES INCREASE

Deepen worldwide Internet marketing and fiercely promote the global layout. Further improve the supply chain, capitalize on economies of scale, achieve 80% performance increase throughout the year, and gain new clients in over 80 countries and regions.

COMPREHENSIVE REFORM

The business department established independent financial accounting and formally adopted the amoeba model. The corporate building was officially finished.

CONSTANT GROWTH

The yearly sales surpassed 70 million yuan.

40% SALES INCREASE

Sales increased by 40% during the course of the year, and new clients were gained in over 50 countries and regions.

SALES GREW BY 30%

I traveled to Germany to participate in the Cologne Hardware Fair. The workplace has been completely refurbished, with a 1300-square-meter office and an 800-square-meter sky garden. Improved yearly performance by 30%.

WEBSITE SETUP

The company's VI image was entirely improved, and its official website was launched.





欧款工业轮系列

EUROPEAN INDUSTRIAL WHEEL SERIES



欧款聚丙烯/PP轮（单轴承）

European Industrial castors - Polypropylene wheel
(Central ball bearing)

(033)

NO. Model 型号	Wheel Material 轮子材质	Temperature 温度范围 (kgs)	Wheel Diameter & Tread Width 轮子直径*轮宽 (mm)	Load 承重 (kgs)	Bearing 轴承 (mm)
11-080-101	一次注塑,白PP Polypropylene wheel	-15°C~80°C	80*36	90	
11-100-101			100*36	130	
11-125-101			125*36	150	
11-160-102			160*50	200	
11-200-102			200*50	280	



(034)

NO. Model 型号	Wheel Diameter & Tread Width 轮子直径*轮宽 (mm)	Load 承重 (kgs)	Axle Offset 转动半径 (mm)	Bracket Thickness 支架板厚 (mm)	Load Height 安装高度 (mm)	Top-Plate Size 底板尺寸 (mm)	Bolt Hole Spacing 安装孔位 (mm)	Bolt Hole Diameter 螺丝孔径 (mm)
Z11-080F-101	80*36	90	/	2.5	108	105*80	80*60	9
Z11-100F-101	100*36	130	/	2.5	128	105*80	80*60	9
Z11-125F-101	125*36	150	/	2.5	155	105*80	80*60	9
Z11-160F-102	160*50	200	/	3	190	135*110	105*80	11
Z11-200F-102	200*50	280	/	3	235	135*110	105*80	11



(035)

NO. Model 型号	Wheel Diameter & Tread Width 轮子直径*轮宽 (mm)	Load 承重 (kgs)	Axle Offset 转动半径 (mm)	Bracket Thickness 支架板厚 (mm)	Load Height 安装高度 (mm)	Top-Plate Size 底板尺寸 (mm)	Bolt Hole Spacing 安装孔位 (mm)	Bolt Hole Diameter 螺丝孔径 (mm)
Z11-080S-101	80*36	90	/	2.5/2.5	108	105*80	80*60	9
Z11-100S-101	100*36	130	/	2.5/2.5	128	105*80	80*60	9
Z11-125S-101	125*36	150	/	2.5/2.5	155	105*80	80*60	9
Z11-160S-102	160*50	200	/	3.5/3.0	190	135*110	105*80	11
Z11-200S-102	200*50	280	/	3.5/3.0	235	135*110	105*80	11



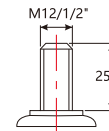
(036)

NO. Model 型号	Wheel Diameter & Tread Width 轮子直径*轮宽 (mm)	Load 承重 (kgs)	Axle Offset 转动半径 (mm)	Bracket Thickness 支架板厚 (mm)	Load Height 安装高度 (mm)	Top-Plate Size 底板尺寸 (mm)	Bolt Hole Spacing 安装孔位 (mm)	Bolt Hole Diameter 螺丝孔径 (mm)
Z11-080S4-101	80*36	90	/	2.5/2.5	108	105*80	80*60	9
Z11-100S4-101	100*36	130	/	2.5/2.5	128	105*80	80*60	9
Z11-125S4-101	125*36	150	/	2.5/2.5	155	105*80	80*60	9
Z11-160S4-102	160*50	280	/	3.5/3.0	190	135*110	105*80	11
Z11-200S4-102	200*50	250	/	3.5/3.0	235	135*110	105*80	11

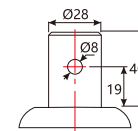
支架选择 (Other fittings) :



丝杆 (Thread Stem)
M12*25 / 1/2"*1"
活动 / Swivel-----Z11-XXX^T-101
边刹 / Side brake-----Z11-XXX^{T3}-101
铁双刹 / Brake, steel pedal-----Z11-XXX^{T4}-101



圆形插杆 (Round Stem)
22/28
活动 / Swivel-----Z11-XXX^G-101
边刹 / Side brake-----Z11-XXX^{G3}-101
铁双刹 / Brake, steel pedal-----Z11-XXX^{G4}-101



孔顶 (Bolt Hole)
活动 / Swivel-----Z11-XXX^H-101
边刹 / Side brake-----Z11-XXX^{H3}-101
铁双刹 / Brake, steel pedal-----Z11-XXX^{H4}-101



欧款TPR轮（单轴承）
European Industrial castors - TPR wheel
(Central ball bearing)



(037)

NO. Model型号	Wheel Material 轮子材质	Temperature 温度范围 (kgs)	Wheel Diameter & Tread Width 轮子直径*轮宽 (mm)	Load 承重 (kgs)	Bearing 轴承 (mm)
11-080-401	一次注塑,灰色TPR TPR wheel	-15°C~80°C	80*36	90	
11-100-401			100*36	130	
11-125-401			125*36	150	
11-160-402			160*50	200	
11-200-402			200*50	280	



(038)

NO. Model型号	Wheel Diameter & Tread Width 轮子直径*轮宽 (mm)	Load 承重 (kgs)	Axle Offset 转动半径 (mm)	Bracket Thickness 支架板厚 (mm)	Load Height 安装高度 (mm)	Top-Plate Size 底板尺寸 (mm)	Bolt Hole Spacing 安装孔位 (mm)	Bolt Hole Diameter 螺丝孔径 (mm)
Z11-080F-401	80*36	90	/	2.5	108	105*80	80*60	9
Z11-100F-401	100*36	130	/	2.5	128	105*80	80*60	9
Z11-125F-401	125*36	150	/	2.5	155	105*80	80*60	9
Z11-160F-402	160*50	200	/	3	190	135*110	105*80	11
Z11-200F-402	200*50	280	/	3	235	135*110	105*80	11



(039)

NO. Model型号	Wheel Diameter & Tread Width 轮子直径*轮宽 (mm)	Load 承重 (kgs)	Axle Offset 转动半径 (mm)	Bracket Thickness 支架板厚 (mm)	Load Height 安装高度 (mm)	Top-Plate Size 底板尺寸 (mm)	Bolt Hole Spacing 安装孔位 (mm)	Bolt Hole Diameter 螺丝孔径 (mm)
Z11-080S-401	80*36	90	/	2.5/2.5	108	105*80	80*60	9
Z11-100S-401	100*36	130	/	2.5/2.5	128	105*80	80*60	9
Z11-125S-401	125*36	150	/	2.5/2.5	155	105*80	80*60	9
Z11-160S-402	160*50	200	/	3.5/3.0	190	135*110	105*80	11
Z11-200S-402	200*50	280	/	3.5/3.0	235	135*110	105*80	11



(040)

NO. Model型号	Wheel Diameter & Tread Width 轮子直径*轮宽 (mm)	Load 承重 (kgs)	Axle Offset 转动半径 (mm)	Bracket Thickness 支架板厚 (mm)	Load Height 安装高度 (mm)	Top-Plate Size 底板尺寸 (mm)	Bolt Hole Spacing 安装孔位 (mm)	Bolt Hole Diameter 螺丝孔径 (mm)
Z11-080S4-401	80*36	90	/	2.5/2.5	108	105*80	80*60	9
Z11-100S4-401	100*36	130	/	2.5/2.5	128	105*80	80*60	9
Z11-125S4-401	125*36	150	/	2.5/2.5	155	105*80	80*60	9
Z11-160S4-402	160*50	280	/	3.5/3.0	190	135*110	105*80	11
Z11-200S4-402	200*50	250	/	3.5/3.0	235	135*110	105*80	11

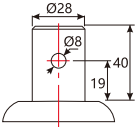
支架选择 (Other fittings) :



丝杆 (Thread Stem)
M12*25 / 1/2"*1"
活动 / Swivel-----Z11-XXX**T**-101
边刹 / Side brake-----Z11-XXX**T3**-101
铁双刹 / Brake, steel pedal-----Z11-XXX**T4**-101



圆形插杆 (Round Stem)
22/28
活动 / Swivel-----Z11-XXX**G**-101
边刹 / Side brake-----Z11-XXX**G3**-101
铁双刹 / Brake, steel pedal-----Z11-XXX**G4**-101



孔顶 (Bolt Hole)
活动 / Swivel-----Z11-XXX**H**-101
边刹 / Side brake-----Z11-XXX**H3**-101
铁双刹 / Brake, steel pedal-----Z11-XXX**H4**-101



欧款弹力轮（滚柱轴承）
European Industrial castors - Blue Elastic Rubber wheel
(Roller bearing)



(041)

NO. Model型号	Wheel Material 轮子材质	Temperature 温度范围 (kgs)	Wheel Diameter & Tread Width 轮子直径*轮宽 (mm)	Load 承重 (kgs)	Bearing 轴承 (mm)
11-080-551	蓝色弹力橡胶 Blue elastic rubber	-15°C~80°C	80*36	100	
11-100-551			100*36	140	
11-125-551			125*36	160	
11-160-552			160*50	220	
11-200-552			200*50	300	



(042)

NO. Model型号	Wheel Diameter & Tread Width 轮子直径*轮宽 (mm)	Load 承重 (kgs)	Axle Offset 转动半径 (mm)	Bracket Thickness 支架板厚 (mm)	Load Height 安装高度 (mm)	Top-Plate Size 底板尺寸 (mm)	Bolt Hole Spacing 安装孔位 (mm)	Bolt Hole Diameter 螺丝孔径 (mm)
Z11-080F-551	80*36	100	/	2.5	108	105*80	80*60	9
Z11-100F-551	100*36	140	/	2.5	128	105*80	80*60	9
Z11-125F-551	125*36	160	/	2.5	155	105*80	80*60	9
Z11-160F-552	160*50	220	/	3	190	135*110	105*80	11
Z11-200F-552	200*50	300	/	3	235	135*110	105*80	11



(043)

NO. Model型号	Wheel Diameter & Tread Width 轮子直径*轮宽 (mm)	Load 承重 (kgs)	Axle Offset 转动半径 (mm)	Bracket Thickness 支架板厚 (mm)	Load Height 安装高度 (mm)	Top-Plate Size 底板尺寸 (mm)	Bolt Hole Spacing 安装孔位 (mm)	Bolt Hole Diameter 螺丝孔径 (mm)
Z11-080S-551	80*36	100	/	2.5/2.5	108	105*80	80*60	9
Z11-100S-551	100*36	140	/	2.5/2.5	128	105*80	80*60	9
Z11-125S-551	125*36	160	/	2.5/2.5	155	105*80	80*60	9
Z11-160S-552	160*50	220	/	3.5/3.0	190	135*110	105*80	11
Z11-200S-552	200*50	300	/	3.5/3.0	235	135*110	105*80	11



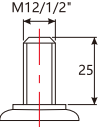
(044)

NO. Model型号	Wheel Diameter & Tread Width 轮子直径*轮宽 (mm)	Load 承重 (kgs)	Axle Offset 转动半径 (mm)	Bracket Thickness 支架板厚 (mm)	Load Height 安装高度 (mm)	Top-Plate Size 底板尺寸 (mm)	Bolt Hole Spacing 安装孔位 (mm)	Bolt Hole Diameter 螺丝孔径 (mm)
Z11-080S4-551	80*36	100	/	2.5/2.5	108	105*80	80*60	9
Z11-100S4-551	100*36	140	/	2.5/2.5	128	105*80	80*60	9
Z11-125S4-551	125*36	160	/	2.5/2.5	155	105*80	80*60	9
Z11-160S4-552	160*50	220	/	3.5/3.0	190	135*110	105*80	11
Z11-200S4-552	200*50	300	/	3.5/3.0	235	135*110	105*80	11

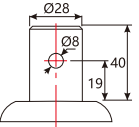
支架选择 (Other fittings) :



丝杆 (Thread Stem)
M12*25 / 1/2"*1"
活动 / Swivel-----Z11-XXX**T**-101
边刹 / Side brake-----Z11-XXX**T3**-101
铁双刹 / Brake, steel pedal-----Z11-XXX**T4**-101



圆形插杆 (Round Stem)
22/28
活动 / Swivel-----Z11-XXX**G**-101
边刹 / Side brake-----Z11-XXX**G3**-101
铁双刹 / Brake, steel pedal-----Z11-XXX**G4**-101



孔顶 (Bolt Hole)
活动 / Swivel-----Z11-XXX**H**-101
边刹 / Side brake-----Z11-XXX**H3**-101
铁双刹 / Brake, steel pedal-----Z11-XXX**H4**-101





欧款PU轮（滚柱轴承）

European Industrial castors - PU wheel
(Roller bearing)



(045)

NO. Model型号	Wheel Material 轮子材质	Temperature 温度范围 (kgs)	Wheel Diameter & Tread Width 轮子直径*轮宽 (mm)	Load 承重 (kgs)	Bearing 轴承 (mm)
11-080-242	浅白轮芯褐色轮面, PU Grey PP core, brown PU surface	-15°C~80°C	80*36	100	
11-100-242			100*36	140	
11-125-242			125*36	160	
11-160-242			160*50	220	
11-200-242			200*50	300	



(046)

NO. Model型号	Wheel Diameter & Tread Width 轮子直径*轮宽 (mm)	Load 承重 (kgs)	Axle Offset 转动半径 (mm)	Bracket Thickness 支架板厚 (mm)	Load Height 安装高度 (mm)	Top-Plate Size 底板尺寸 (mm)	Bolt Hole Spacing 安装孔位 (mm)	Bolt Hole Diameter 螺丝孔径 (mm)
Z11-080F-242	80*36	100	/	2.5	108	105*80	80*60	9
Z11-100F-242	100*36	140	/	2.5	128	105*80	80*60	9
Z11-125F-242	125*36	160	/	2.5	155	105*80	80*60	9
Z11-160F-242	160*50	220	/	3	190	135*110	105*80	11
Z11-200F-242	200*50	300	/	3	235	135*110	105*80	11



(047)

NO. Model型号	Wheel Diameter & Tread Width 轮子直径*轮宽 (mm)	Load 承重 (kgs)	Axle Offset 转动半径 (mm)	Bracket Thickness 支架板厚 (mm)	Load Height 安装高度 (mm)	Top-Plate Size 底板尺寸 (mm)	Bolt Hole Spacing 安装孔位 (mm)	Bolt Hole Diameter 螺丝孔径 (mm)
Z11-080S-242	80*36	100	/	2.5/2.5	108	105*80	80*60	9
Z11-100S-242	100*36	140	/	2.5/2.5	128	105*80	80*60	9
Z11-125S-242	125*36	160	/	2.5/2.5	155	105*80	80*60	9
Z11-160S-242	160*50	220	/	3.5/3.0	190	135*110	105*80	11
Z11-200S-242	200*50	300	/	3.5/3.0	235	135*110	105*80	11



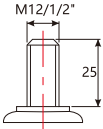
(048)

NO. Model型号	Wheel Diameter & Tread Width 轮子直径*轮宽 (mm)	Load 承重 (kgs)	Axle Offset 转动半径 (mm)	Bracket Thickness 支架板厚 (mm)	Load Height 安装高度 (mm)	Top-Plate Size 底板尺寸 (mm)	Bolt Hole Spacing 安装孔位 (mm)	Bolt Hole Diameter 螺丝孔径 (mm)
Z11-080S4-242	80*36	100	/	2.5/2.5	108	105*80	80*60	9
Z11-100S4-242	100*36	140	/	2.5/2.5	128	105*80	80*60	9
Z11-125S4-242	125*36	160	/	2.5/2.5	155	105*80	80*60	9
Z11-160S4-242	160*50	220	/	3.5/3.0	190	135*110	105*80	11
Z11-200S4-242	200*50	300	/	3.5/3.0	235	135*110	105*80	11

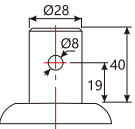
支架选择 (Other fittings) :



丝杆 (Thread Stem)
M12*25 / 1/2"*1"
活动 / Swivel-----Z11-XXX**T**-101
边刹 / Side brake-----Z11-XXX**T3**-101
铁双刹 / Brake, steel pedal-----Z11-XXX**T4**-101



圆形插杆 (Round Stem)
22/28
活动 / Swivel-----Z11-XXX**G**-101
边刹 / Side brake-----Z11-XXX**G3**-101
铁双刹 / Brake, steel pedal-----Z11-XXX**G4**-101



孔顶 (Bolt Hole)
活动 / Swivel-----Z11-XXX**H**-101
边刹 / Side brake-----Z11-XXX**H3**-101
铁双刹 / Brake, steel pedal-----Z11-XXX**H4**-101



欧款铝芯PU轮（双轴承）

European Industrial castors - Aluminum Urethane wheel
(Double ball bearing)



(049)

NO. Model型号	Wheel Material 轮子材质	Temperature 温度范围 (kgs)	Wheel Diameter & Tread Width 轮子直径*轮宽 (mm)	Load 承重 (kgs)	Bearing 轴承 (mm)
11-080-622	灰芯红面PU Aluminum Urethane wheel	-15°C~80°C	80*36	100	
11-100-622			100*36	140	
11-125-622			125*36	160	
11-160-622			160*50	220	
11-200-622			200*50	300	



(050)

NO. Model型号	Wheel Diameter & Tread Width 轮子直径*轮宽 (mm)	Load 承重 (kgs)	Axle Offset 转动半径 (mm)	Bracket Thickness 支架板厚 (mm)	Load Height 安装高度 (mm)	Top-Plate Size 底板尺寸 (mm)	Bolt Hole Spacing 安装孔位 (mm)	Bolt Hole Diameter 螺丝孔径 (mm)
Z11-080F-622	80*36	100	/	2.5	108	105*80	80*60	9
Z11-100F-622	100*36	140	/	2.5	128	105*80	80*60	9
Z11-125F-622	125*36	160	/	2.5	155	105*80	80*60	9
Z11-160F-622	160*50	220	/	3	190	135*110	105*80	11
Z11-200F-622	200*50	300	/	3	235	135*110	105*80	11



(051)

NO. Model型号	Wheel Diameter & Tread Width 轮子直径*轮宽 (mm)	Load 承重 (kgs)	Axle Offset 转动半径 (mm)	Bracket Thickness 支架板厚 (mm)	Load Height 安装高度 (mm)	Top-Plate Size 底板尺寸 (mm)	Bolt Hole Spacing 安装孔位 (mm)	Bolt Hole Diameter 螺丝孔径 (mm)
Z11-080S-622	80*36	100	/	2.5/2.5	108	105*80	80*60	9
Z11-100S-622	100*36	140	/	2.5/2.5	128	105*80	80*60	9
Z11-125S-622	125*36	160	/	2.5/2.5	155	105*80	80*60	9
Z11-160S-622	160*50	220	/	3.5/3.0	190	135*110	105*80	11
Z11-200S-622	200*50	300	/	3.5/3.0	235	135*110	105*80	11



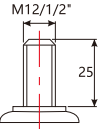
(052)

NO. Model型号	Wheel Diameter & Tread Width 轮子直径*轮宽 (mm)	Load 承重 (kgs)	Axle Offset 转动半径 (mm)	Bracket Thickness 支架板厚 (mm)	Load Height 安装高度 (mm)	Top-Plate Size 底板尺寸 (mm)	Bolt Hole Spacing 安装孔位 (mm)	Bolt Hole Diameter 螺丝孔径 (mm)
Z11-080S4-622	80*36	100	/	2.5/2.5	108	105*80	80*60	9
Z11-100S4-622	100*36	140	/	2.5/2.5	128	105*80	80*60	9
Z11-125S4-622	125*36	160	/	2.5/2.5	155	105*80	80*60	9
Z11-160S4-622	160*50	220	/	3.5/3.0	190	135*110	105*80	11
Z11-200S4-622	200*50	300	/	3.5/3.0	235	135*110	105*80	11

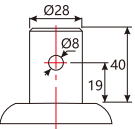
支架选择 (Other fittings) :



丝杆 (Thread Stem)
M12*25 / 1/2"*1"
活动 / Swivel-----Z11-XXX**T**-101
边刹 / Side brake-----Z11-XXX**T3**-101
铁双刹 / Brake, steel pedal-----Z11-XXX**T4**-101



圆形插杆 (Round Stem)
22/28
活动 / Swivel-----Z11-XXX**G**-101
边刹 / Side brake-----Z11-XXX**G3**-101
铁双刹 / Brake, steel pedal-----Z11-XXX**G4**-101



孔顶 (Bolt Hole)
活动 / Swivel-----Z11-XXX**H**-101
边刹 / Side brake-----Z11-XXX**H3**-101
铁双刹 / Brake, steel pedal-----Z11-XXX**H4**-101





欧款PU轮（滚柱轴承）
European Industrial castors - PU wheel
(Roller bearing)



(053)

NO. Model型号	Wheel Material 轮子材质	Temperature 温度范围 (kgs)	Wheel Diameter & Tread Width 轮子直径*轮宽 (mm)	Load 承重 (kgs)	Bearing 轴承 (mm)
11-080-242	白芯红面PU轮 White core and red faced PU wheels	-15°C~80°C	80*36	100	
11-100-242			100*36	140	
11-125-242			125*36	160	
11-160-242			160*50	220	
11-200-242			200*50	300	



(054)

NO. Model型号	Wheel Diameter & Tread Width 轮子直径*轮宽 (mm)	Load 承重 (kgs)	Axle Offset 转动半径 (mm)	Bracket Thickness 支架板厚 (mm)	Load Height 安装高度 (mm)	Top-Plate Size 底板尺寸 (mm)	Bolt Hole Spacing 安装孔位 (mm)	Bolt Hole Diameter 螺丝孔径 (mm)
Z11-080F-242	80*36	100	/	2.5	108	105*80	80*60	9
Z11-100F-242	100*36	140	/	2.5	128	105*80	80*60	9
Z11-125F-242	125*36	160	/	2.5	155	105*80	80*60	9
Z11-160F-242	160*50	220	/	3	190	135*110	105*80	11
Z11-200F-242	200*50	300	/	3	235	135*110	105*80	11



(055)

NO. Model型号	Wheel Diameter & Tread Width 轮子直径*轮宽 (mm)	Load 承重 (kgs)	Axle Offset 转动半径 (mm)	Bracket Thickness 支架板厚 (mm)	Load Height 安装高度 (mm)	Top-Plate Size 底板尺寸 (mm)	Bolt Hole Spacing 安装孔位 (mm)	Bolt Hole Diameter 螺丝孔径 (mm)
Z11-080S-242	80*36	100	/	2.5/2.5	108	105*80	80*60	9
Z11-100S-242	100*36	140	/	2.5/2.5	128	105*80	80*60	9
Z11-125S-242	125*36	160	/	2.5/2.5	155	105*80	80*60	9
Z11-160S-242	160*50	220	/	3.5/3.0	190	135*110	105*80	11
Z11-200S-242	200*50	300	/	3.5/3.0	235	135*110	105*80	11



(056)

NO. Model型号	Wheel Diameter & Tread Width 轮子直径*轮宽 (mm)	Load 承重 (kgs)	Axle Offset 转动半径 (mm)	Bracket Thickness 支架板厚 (mm)	Load Height 安装高度 (mm)	Top-Plate Size 底板尺寸 (mm)	Bolt Hole Spacing 安装孔位 (mm)	Bolt Hole Diameter 螺丝孔径 (mm)
Z11-080S4-242	80*36	100	/	2.5/2.5	108	105*80	80*60	9
Z11-100S4-242	100*36	140	/	2.5/2.5	128	105*80	80*60	9
Z11-125S4-242	125*36	160	/	2.5/2.5	155	105*80	80*60	9
Z11-160S4-242	160*50	220	/	3.5/3.0	190	135*110	105*80	11
Z11-200S4-242	200*50	300	/	3.5/3.0	235	135*110	105*80	11

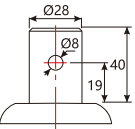
支架选择 (Other fittings) :



丝杆 (Thread Stem)
M12*25 / 1/2"*1"
活动 / Swivel-----Z11-XXX**T**-101
边刹 / Side brake-----Z11-XXX**T3**-101
铁双刹 / Brake, steel pedal-----Z11-XXX**T4**-101



圆形插杆 (Round Stem)
22/28
活动 / Swivel-----Z11-XXX**G**-101
边刹 / Side brake-----Z11-XXX**G3**-101
铁双刹 / Brake, steel pedal-----Z11-XXX**G4**-101



孔顶 (Bolt Hole)
活动 / Swivel-----Z11-XXX**H**-101
边刹 / Side brake-----Z11-XXX**H3**-101
铁双刹 / Brake, steel pedal-----Z11-XXX**H4**-101



欧款尼龙轮（单轴承）
European Industrial castors - Nylon wheel
(Central ball bearing)



(057)

NO. Model型号	Wheel Material 轮子材质	Temperature 温度范围 (kgs)	Wheel Diameter & Tread Width 轮子直径*轮宽 (mm)	Load 承重 (kgs)	Bearing 轴承 (mm)
11-080-242	纯绿尼龙轮 Pure green nylon wheel	-15°C~80°C	80*36	100	
11-100-242			100*36	140	
11-125-242			125*36	160	
11-160-242			160*50	220	
11-200-242			200*50	300	



(058)

NO. Model型号	Wheel Diameter & Tread Width 轮子直径*轮宽 (mm)	Load 承重 (kgs)	Axle Offset 转动半径 (mm)	Bracket Thickness 支架板厚 (mm)	Load Height 安装高度 (mm)	Top-Plate Size 底板尺寸 (mm)	Bolt Hole Spacing 安装孔位 (mm)	Bolt Hole Diameter 螺丝孔径 (mm)
Z11-080F-242	80*36	100	/	2.5	108	105*80	80*60	9
Z11-100F-242	100*36	140	/	2.5	128	105*80	80*60	9
Z11-125F-242	125*36	160	/	2.5	155	105*80	80*60	9
Z11-160F-242	160*50	220	/	3	190	135*110	105*80	11
Z11-200F-242	200*50	300	/	3	235	135*110	105*80	11



(059)

NO. Model型号	Wheel Diameter & Tread Width 轮子直径*轮宽 (mm)	Load 承重 (kgs)	Axle Offset 转动半径 (mm)	Bracket Thickness 支架板厚 (mm)	Load Height 安装高度 (mm)	Top-Plate Size 底板尺寸 (mm)	Bolt Hole Spacing 安装孔位 (mm)	Bolt Hole Diameter 螺丝孔径 (mm)
Z11-080S-242	80*36	100	/	2.5/2.5	108	105*80	80*60	9
Z11-100S-242	100*36	140	/	2.5/2.5	128	105*80	80*60	9
Z11-125S-242	125*36	160	/	2.5/2.5	155	105*80	80*60	9
Z11-160S-242	160*50	220	/	3.5/3.0	190	135*110	105*80	11
Z11-200S-242	200*50	300	/	3.5/3.0	235	135*110	105*80	11



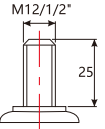
(060)

NO. Model型号	Wheel Diameter & Tread Width 轮子直径*轮宽 (mm)	Load 承重 (kgs)	Axle Offset 转动半径 (mm)	Bracket Thickness 支架板厚 (mm)	Load Height 安装高度 (mm)	Top-Plate Size 底板尺寸 (mm)	Bolt Hole Spacing 安装孔位 (mm)	Bolt Hole Diameter 螺丝孔径 (mm)
Z11-080S4-242	80*36	100	/	2.5/2.5	108	105*80	80*60	9
Z11-100S4-242	100*36	140	/	2.5/2.5	128	105*80	80*60	9
Z11-125S4-242	125*36	160	/	2.5/2.5	155	105*80	80*60	9
Z11-160S4-242	160*50	220	/	3.5/3.0	190	135*110	105*80	11
Z11-200S4-242	200*50	300	/	3.5/3.0	235	135*110	105*80	11

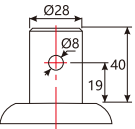
支架选择 (Other fittings) :



丝杆 (Thread Stem)
M12*25 / 1/2"*1"
活动 / Swivel-----Z11-XXX**T**-101
边刹 / Side brake-----Z11-XXX**T3**-101
铁双刹 / Brake, steel pedal-----Z11-XXX**T4**-101



圆形插杆 (Round Stem)
22/28
活动 / Swivel-----Z11-XXX**G**-101
边刹 / Side brake-----Z11-XXX**G3**-101
铁双刹 / Brake, steel pedal-----Z11-XXX**G4**-101



孔顶 (Bolt Hole)
活动 / Swivel-----Z11-XXX**H**-101
边刹 / Side brake-----Z11-XXX**H3**-101
铁双刹 / Brake, steel pedal-----Z11-XXX**H4**-101





欧款铁心PU轮（双轴承）
European Industrial castors - IRON PU Wheel
(Double ball bearing)



(061)

NO. Model型号	Wheel Material 轮子材质	Temperature 温度范围 (kgs)	Wheel Diameter & Tread Width 轮子直径*轮宽 (mm)	Load 承重 (kgs)	Bearing 轴承 (mm)
11-080-242	铁芯橙面 PU Iron core orange PU	-15°C~80°C	80*36	100	
11-100-242			100*36	140	
11-125-242			125*36	160	
11-160-242			160*50	220	
11-200-242			200*50	300	



(062)

NO. Model型号	Wheel Diameter & Tread Width 轮子直径*轮宽 (mm)	Load 承重 (kgs)	Axle Offset 转动半径 (mm)	Bracket Thickness 支架板厚 (mm)	Load Height 安装高度 (mm)	Top-Plate Size 底板尺寸 (mm)	Bolt Hole Spacing 安装孔位 (mm)	Bolt Hole Diameter 螺丝孔径 (mm)
Z11-080F-242	80*36	100	/	2.5	108	105*80	80*60	9
Z11-100F-242	100*36	140	/	2.5	128	105*80	80*60	9
Z11-125F-242	125*36	160	/	2.5	155	105*80	80*60	9
Z11-160F-242	160*50	220	/	3	190	135*110	105*80	11
Z11-200F-242	200*50	300	/	3	235	135*110	105*80	11



(063)

NO. Model型号	Wheel Diameter & Tread Width 轮子直径*轮宽 (mm)	Load 承重 (kgs)	Axle Offset 转动半径 (mm)	Bracket Thickness 支架板厚 (mm)	Load Height 安装高度 (mm)	Top-Plate Size 底板尺寸 (mm)	Bolt Hole Spacing 安装孔位 (mm)	Bolt Hole Diameter 螺丝孔径 (mm)
Z11-080S-242	80*36	100	/	2.5/2.5	108	105*80	80*60	9
Z11-100S-242	100*36	140	/	2.5/2.5	128	105*80	80*60	9
Z11-125S-242	125*36	160	/	2.5/2.5	155	105*80	80*60	9
Z11-160S-242	160*50	220	/	3.5/3.0	190	135*110	105*80	11
Z11-200S-242	200*50	300	/	3.5/3.0	235	135*110	105*80	11



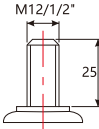
(064)

NO. Model型号	Wheel Diameter & Tread Width 轮子直径*轮宽 (mm)	Load 承重 (kgs)	Axle Offset 转动半径 (mm)	Bracket Thickness 支架板厚 (mm)	Load Height 安装高度 (mm)	Top-Plate Size 底板尺寸 (mm)	Bolt Hole Spacing 安装孔位 (mm)	Bolt Hole Diameter 螺丝孔径 (mm)
Z11-080S4-242	80*36	100	/	2.5/2.5	108	105*80	80*60	9
Z11-100S4-242	100*36	140	/	2.5/2.5	128	105*80	80*60	9
Z11-125S4-242	125*36	160	/	2.5/2.5	155	105*80	80*60	9
Z11-160S4-242	160*50	220	/	3.5/3.0	190	135*110	105*80	11
Z11-200S4-242	200*50	300	/	3.5/3.0	235	135*110	105*80	11

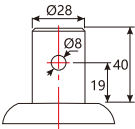
支架选择 (Other fittings) :



丝杆 (Thread Stem)
M12*25 / 1/2"*1"
活动 / Swivel-----Z11-XXX**T**-101
边刹 / Side brake-----Z11-XXX**T3**-101
铁双刹 / Brake, steel pedal-----Z11-XXX**T4**-101



圆形插杆 (Round Stem)
22/28
活动 / Swivel-----Z11-XXX**G**-101
边刹 / Side brake-----Z11-XXX**G3**-101
铁双刹 / Brake, steel pedal-----Z11-XXX**G4**-101



孔顶 (Bolt Hole)
活动 / Swivel-----Z11-XXX**H**-101
边刹 / Side brake-----Z11-XXX**H3**-101
铁双刹 / Brake, steel pedal-----Z11-XXX**H4**-101



欧款铁轮辐灰胶轮（滚柱轴承）
European Industrial castors - Iron Disc. Rubber wheel
(Roller bearing)



(065)

NO. Model型号	Wheel Material 轮子材质	Temperature 温度范围 (kgs)	Wheel Diameter & Tread Width 轮子直径*轮宽 (mm)	Load 承重 (kgs)	Bearing 轴承 (mm)
11-080-242	铁芯灰白橡胶 Iron core and offwhite face rubber	-15°C~80°C	80*36	100	
11-100-242			100*36	140	
11-125-242			125*36	160	
11-160-242			160*50	220	
11-200-242			200*50	300	



(066)

NO. Model型号	Wheel Diameter & Tread Width 轮子直径*轮宽 (mm)	Load 承重 (kgs)	Axle Offset 转动半径 (mm)	Bracket Thickness 支架板厚 (mm)	Load Height 安装高度 (mm)	Top-Plate Size 底板尺寸 (mm)	Bolt Hole Spacing 安装孔位 (mm)	Bolt Hole Diameter 螺丝孔径 (mm)
Z11-080F-242	80*36	100	/	2.5	108	105*80	80*60	9
Z11-100F-242	100*36	140	/	2.5	128	105*80	80*60	9
Z11-125F-242	125*36	160	/	2.5	155	105*80	80*60	9
Z11-160F-242	160*50	220	/	3	190	135*110	105*80	11
Z11-200F-242	200*50	300	/	3	235	135*110	105*80	11



(067)

NO. Model型号	Wheel Diameter & Tread Width 轮子直径*轮宽 (mm)	Load 承重 (kgs)	Axle Offset 转动半径 (mm)	Bracket Thickness 支架板厚 (mm)	Load Height 安装高度 (mm)	Top-Plate Size 底板尺寸 (mm)	Bolt Hole Spacing 安装孔位 (mm)	Bolt Hole Diameter 螺丝孔径 (mm)
Z11-080S-242	80*36	100	/	2.5/2.5	108	105*80	80*60	9
Z11-100S-242	100*36	140	/	2.5/2.5	128	105*80	80*60	9
Z11-125S-242	125*36	160	/	2.5/2.5	155	105*80	80*60	9
Z11-160S-242	160*50	220	/	3.5/3.0	190	135*110	105*80	11
Z11-200S-242	200*50	300	/	3.5/3.0	235	135*110	105*80	11



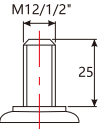
(068)

NO. Model型号	Wheel Diameter & Tread Width 轮子直径*轮宽 (mm)	Load 承重 (kgs)	Axle Offset 转动半径 (mm)	Bracket Thickness 支架板厚 (mm)	Load Height 安装高度 (mm)	Top-Plate Size 底板尺寸 (mm)	Bolt Hole Spacing 安装孔位 (mm)	Bolt Hole Diameter 螺丝孔径 (mm)
Z11-080S4-242	80*36	100	/	2.5/2.5	108	105*80	80*60	9
Z11-100S4-242	100*36	140	/	2.5/2.5	128	105*80	80*60	9
Z11-125S4-242	125*36	160	/	2.5/2.5	155	105*80	80*60	9
Z11-160S4-242	160*50	220	/	3.5/3.0	190	135*110	105*80	11
Z11-200S4-242	200*50	300	/	3.5/3.0	235	135*110	105*80	11

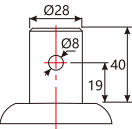
支架选择 (Other fittings) :



丝杆 (Thread Stem)
M12*25 / 1/2"*1"
活动 / Swivel-----Z11-XXX**T**-101
边刹 / Side brake-----Z11-XXX**T3**-101
铁双刹 / Brake, steel pedal-----Z11-XXX**T4**-101



圆形插杆 (Round Stem)
22/28
活动 / Swivel-----Z11-XXX**G**-101
边刹 / Side brake-----Z11-XXX**G3**-101
铁双刹 / Brake, steel pedal-----Z11-XXX**G4**-101



孔顶 (Bolt Hole)
活动 / Swivel-----Z11-XXX**H**-101
边刹 / Side brake-----Z11-XXX**H3**-101
铁双刹 / Brake, steel pedal-----Z11-XXX**H4**-101





欧款三文治轮（单轴承）
European Industrial castors - Sandwich Wheel
(Central ball bearing)



(069)

NO. Model型号	Wheel Material 轮子材质	Temperature 温度范围 (kgs)	Wheel Diameter & Tread Width 轮子直径*轮宽 (mm)	Load 承重 (kgs)	Bearing 轴承 (mm)
11-100-361	红心白面尼龙三文治 Red heart white faced nylon sandwich	-15°C~80°C	100*36	140	
11-125-361			125*36	180	



(070)

NO. Model型号	Wheel Diameter & Tread Width 轮子直径*轮宽 (mm)	Load 承重 (kgs)	Axle Offset 转动半径 (mm)	Bracket Thickness 支架板厚 (mm)	Load Height 安装高度 (mm)	Top-Plate Size 底板尺寸 (mm)	Bolt Hole Spacing 安装孔位 (mm)	Bolt Hole Diameter 螺丝孔径 (mm)
Z11-100F-361	100*36	140	/	2.5	128	105*80	80*60	9
Z11-125F-361	125*36	180	/	2.5	155	105*80	80*60	9



(071)

NO. Model型号	Wheel Diameter & Tread Width 轮子直径*轮宽 (mm)	Load 承重 (kgs)	Axle Offset 转动半径 (mm)	Bracket Thickness 支架板厚 (mm)	Load Height 安装高度 (mm)	Top-Plate Size 底板尺寸 (mm)	Bolt Hole Spacing 安装孔位 (mm)	Bolt Hole Diameter 螺丝孔径 (mm)
Z11-100S-361	100*36	140	/	2.5/2.5	128	105*80	80*60	9
Z11-125S-361	125*36	180	/	2.5/2.5	155	105*80	80*60	9



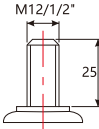
(072)

NO. Model型号	Wheel Diameter & Tread Width 轮子直径*轮宽 (mm)	Load 承重 (kgs)	Axle Offset 转动半径 (mm)	Bracket Thickness 支架板厚 (mm)	Load Height 安装高度 (mm)	Top-Plate Size 底板尺寸 (mm)	Bolt Hole Spacing 安装孔位 (mm)	Bolt Hole Diameter 螺丝孔径 (mm)
Z11-100S4-361	100*36	140	/	2.5/2.5	128	105*80	80*60	9
Z11-125S4-361	125*36	180	/	2.5/2.5	155	105*80	80*60	9

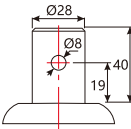
支架选择 (Other fittings) :



丝杆 (Thread Stem)
M12*25 / 1/2"*1"
活动 / Swivel-----Z11-XXX**T**-101
边刹 / Side brake-----Z11-XXX**T3**-101
铁双刹 / Brake, steel pedal-----Z11-XXX**T4**-101



圆形插杆 (Round Stem)
22/28
活动 / Swivel-----Z11-XXX**G**-101
边刹 / Side brake-----Z11-XXX**G3**-101
铁双刹 / Brake, steel pedal-----Z11-XXX**G4**-101



孔顶 (Bolt Hole)
活动 / Swivel-----Z11-XXX**H**-101
边刹 / Side brake-----Z11-XXX**H3**-101
铁双刹 / Brake, steel pedal-----Z11-XXX**H4**-101



欧款铁轮辐橡胶轮（滚柱轴承）
European Industrial castors - Iron Disc Rubber wheel
(Roller bearing)



(073)

NO. Model型号	Wheel Material 轮子材质	Temperature 温度范围 (kgs)	Wheel Diameter & Tread Width 轮子直径*轮宽 (mm)	Load 承重 (kgs)	Bearing 轴承 (mm)
11-080-564	铁芯黑橡胶 Iron core black rubber	-15°C~80°C	80*36	100	
11-100-564			100*36	140	
11-125-564			125*36	160	
11-160-564			160*50	220	
11-200-564			200*50	300	



(074)

NO. Model型号	Wheel Diameter & Tread Width 轮子直径*轮宽 (mm)	Load 承重 (kgs)	Axle Offset 转动半径 (mm)	Bracket Thickness 支架板厚 (mm)	Load Height 安装高度 (mm)	Top-Plate Size 底板尺寸 (mm)	Bolt Hole Spacing 安装孔位 (mm)	Bolt Hole Diameter 螺丝孔径 (mm)
Z11-080F-564	80*36	100	/	2.5	108	105*80	80*60	9
Z11-100F-564	100*36	140	/	2.5	128	105*80	80*60	9
Z11-125F-564	125*36	160	/	2.5	155	105*80	80*60	9
Z11-160F-564	160*50	220	/	3	190	135*110	105*80	11
Z11-200F-564	200*50	300	/	3	235	135*110	105*80	11



(075)

NO. Model型号	Wheel Diameter & Tread Width 轮子直径*轮宽 (mm)	Load 承重 (kgs)	Axle Offset 转动半径 (mm)	Bracket Thickness 支架板厚 (mm)	Load Height 安装高度 (mm)	Top-Plate Size 底板尺寸 (mm)	Bolt Hole Spacing 安装孔位 (mm)	Bolt Hole Diameter 螺丝孔径 (mm)
Z11-080S-564	80*36	100	/	2.5/2.5	108	105*80	80*60	9
Z11-100S-564	100*36	140	/	2.5/2.5	128	105*80	80*60	9
Z11-125S-564	125*36	160	/	2.5/2.5	155	105*80	80*60	9
Z11-160S-564	160*50	220	/	3.5/3.0	190	135*110	105*80	11
Z11-200S-564	200*50	300	/	3.5/3.0	235	135*110	105*80	11



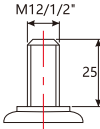
(076)

NO. Model型号	Wheel Diameter & Tread Width 轮子直径*轮宽 (mm)	Load 承重 (kgs)	Axle Offset 转动半径 (mm)	Bracket Thickness 支架板厚 (mm)	Load Height 安装高度 (mm)	Top-Plate Size 底板尺寸 (mm)	Bolt Hole Spacing 安装孔位 (mm)	Bolt Hole Diameter 螺丝孔径 (mm)
Z11-080S4-564	80*36	100	/	2.5/2.5	108	105*80	80*60	9
Z11-100S4-564	100*36	140	/	2.5/2.5	128	105*80	80*60	9
Z11-125S4-564	125*36	160	/	2.5/2.5	155	105*80	80*60	9
Z11-160S4-564	160*50	220	/	3.5/3.0	190	135*110	105*80	11
Z11-200S4-564	200*50	300	/	3.5/3.0	235	135*110	105*80	11

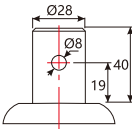
支架选择 (Other fittings) :



丝杆 (Thread Stem)
M12*25 / 1/2"*1"
活动 / Swivel-----Z11-XXX**T**-101
边刹 / Side brake-----Z11-XXX**T3**-101
铁双刹 / Brake, steel pedal-----Z11-XXX**T4**-101



圆形插杆 (Round Stem)
22/28
活动 / Swivel-----Z11-XXX**G**-101
边刹 / Side brake-----Z11-XXX**G3**-101
铁双刹 / Brake, steel pedal-----Z11-XXX**G4**-101



孔顶 (Bolt Hole)
活动 / Swivel-----Z11-XXX**H**-101
边刹 / Side brake-----Z11-XXX**H3**-101
铁双刹 / Brake, steel pedal-----Z11-XXX**H4**-101





欧款方边铝芯PU轮（双轴承）

European Industrial castors - Aluminum PU wheel
(Double ball bearing)



(077)

NO. Model型号	Wheel Material 轮子材质	Temperature 温度范围 (kgs)	Wheel Diameter & Tread Width 轮子直径*轮宽 (mm)	Load 承重 (kgs)	Bearing 轴承 (mm)
11-160-592	铝芯橙面 PU Aluminum core orange faced PU	-15°C~80°C	160*50	220	
11-200-592			200*50	300	



(078)

NO. Model型号	Wheel Diameter & Tread Width 轮子直径*轮宽 (mm)	Load 承重 (kgs)	Axle Offset 转动半径 (mm)	Bracket Thickness 支架板厚 (mm)	Load Height 安装高度 (mm)	Top-Plate Size 底板尺寸 (mm)	Bolt Hole Spacing 安装孔位 (mm)	Bolt Hole Diameter 螺丝孔径 (mm)
Z11-160F-592	160*50	220	/	3	190	135*110	105*80	11
Z11-200F-592	200*50	300	/	3	235	135*110	105*80	11



(079)

NO. Model型号	Wheel Diameter & Tread Width 轮子直径*轮宽 (mm)	Load 承重 (kgs)	Axle Offset 转动半径 (mm)	Bracket Thickness 支架板厚 (mm)	Load Height 安装高度 (mm)	Top-Plate Size 底板尺寸 (mm)	Bolt Hole Spacing 安装孔位 (mm)	Bolt Hole Diameter 螺丝孔径 (mm)
Z11-160S-592	160*50	220	/	3.5/3.0	190	135*110	105*80	11
Z11-200S-592	200*50	300	/	3.5/3.0	235	135*110	105*80	11



(080)

NO. Model型号	Wheel Diameter & Tread Width 轮子直径*轮宽 (mm)	Load 承重 (kgs)	Axle Offset 转动半径 (mm)	Bracket Thickness 支架板厚 (mm)	Load Height 安装高度 (mm)	Top-Plate Size 底板尺寸 (mm)	Bolt Hole Spacing 安装孔位 (mm)	Bolt Hole Diameter 螺丝孔径 (mm)
Z11-160S4-592	160*50	220	/	3.5/3.0	190	135*110	105*80	11
Z11-200S4-592	200*50	300	/	3.5/3.0	235	135*110	105*80	11

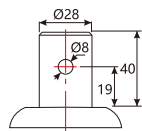
支架选择 (Other fittings) :



丝杆 (Thread Stem)
M12*25 / 1/2"*1"
活动 / Swivel-----Z11-XXX**T**-101
边刹 / Side brake-----Z11-XXX**T3**-101
铁双刹 / Brake, steel pedal-----Z11-XXX**T4**-101



圆形插杆 (Round Stem)
22/28
活动 / Swivel-----Z11-XXX**G**-101
边刹 / Side brake-----Z11-XXX**G3**-101
铁双刹 / Brake, steel pedal-----Z11-XXX**G4**-101



孔顶 (Bolt Hole)
活动 / Swivel-----Z11-XXX**H**-101
边刹 / Side brake-----Z11-XXX**H3**-101
铁双刹 / Brake, steel pedal-----Z11-XXX**H4**-101



欧款方边TPR轮（双轴承）

European Industrial castors - TPR wheel
(Double ball bearing)



(081)

NO. Model型号	Wheel Material 轮子材质	Temperature 温度范围 (kgs)	Wheel Diameter & Tread Width 轮子直径*轮宽 (mm)	Load 承重 (kgs)	Bearing 轴承 (mm)
11-160-442	灰芯TPR轮, 双轴承 Grey core TPR wheel double ball bearings	-15°C~80°C	160*50	220	
11-200-442			200*50	300	



(082)

NO. Model型号	Wheel Diameter & Tread Width 轮子直径*轮宽 (mm)	Load 承重 (kgs)	Axle Offset 转动半径 (mm)	Bracket Thickness 支架板厚 (mm)	Load Height 安装高度 (mm)	Top-Plate Size 底板尺寸 (mm)	Bolt Hole Spacing 安装孔位 (mm)	Bolt Hole Diameter 螺丝孔径 (mm)
Z11-160F-442	160*50	220	/	3	190	135*110	105*80	11
Z11-200F-442	200*50	300	/	3	235	135*110	105*80	11



(083)

NO. Model型号	Wheel Diameter & Tread Width 轮子直径*轮宽 (mm)	Load 承重 (kgs)	Axle Offset 转动半径 (mm)	Bracket Thickness 支架板厚 (mm)	Load Height 安装高度 (mm)	Top-Plate Size 底板尺寸 (mm)	Bolt Hole Spacing 安装孔位 (mm)	Bolt Hole Diameter 螺丝孔径 (mm)
Z11-160S-442	160*50	220	/	3.5/3.0	190	135*110	105*80	11
Z11-200S-442	200*50	300	/	3.5/3.0	235	135*110	105*80	11



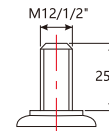
(084)

NO. Model型号	Wheel Diameter & Tread Width 轮子直径*轮宽 (mm)	Load 承重 (kgs)	Axle Offset 转动半径 (mm)	Bracket Thickness 支架板厚 (mm)	Load Height 安装高度 (mm)	Top-Plate Size 底板尺寸 (mm)	Bolt Hole Spacing 安装孔位 (mm)	Bolt Hole Diameter 螺丝孔径 (mm)
Z11-160S4-442	160*50	220	/	3.5/3.0	190	135*110	105*80	11
Z11-200S4-442	200*50	300	/	3.5/3.0	235	135*110	105*80	11

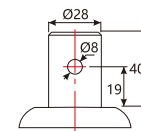
支架选择 (Other fittings) :



丝杆 (Thread Stem)
M12*25 / 1/2"*1"
活动 / Swivel-----Z11-XXX**T**-101
边刹 / Side brake-----Z11-XXX**T3**-101
铁双刹 / Brake, steel pedal-----Z11-XXX**T4**-101



圆形插杆 (Round Stem)
22/28
活动 / Swivel-----Z11-XXX**G**-101
边刹 / Side brake-----Z11-XXX**G3**-101
铁双刹 / Brake, steel pedal-----Z11-XXX**G4**-101



孔顶 (Bolt Hole)
活动 / Swivel-----Z11-XXX**H**-101
边刹 / Side brake-----Z11-XXX**H3**-101
铁双刹 / Brake, steel pedal-----Z11-XXX**H4**-101



欧款白尼龙轮（双轴承）
European Industrial castors - Milky white PP wheel
(Double ball bearing)



(085)

NO. Model型号	Wheel Material 轮子材质	Temperature 温度范围 (kgs)	Wheel Diameter & Tread Width 轮子直径*轮宽 (mm)	Load 承重 (kgs)	Bearing 轴承 (mm)
11-160-122	白尼龙轮 Milky white PP wheel	-15°C~80°C	160*50	220	
11-200-122			200*50	300	



(086)

NO. Model型号	Wheel Diameter & Tread Width 轮子直径*轮宽 (mm)	Load 承重 (kgs)	Axle Offset 转动半径 (mm)	Bracket Thickness 支架板厚 (mm)	Load Height 安装高度 (mm)	Top-Plate Size 底板尺寸 (mm)	Bolt Hole Spacing 安装孔位 (mm)	Bolt Hole Diameter 螺丝孔径 (mm)
Z11-160F-122	160*50	220	/	3	190	135*110	105*80	11
Z11-200F-122	200*50	300	/	3	235	135*110	105*80	11



(087)

NO. Model型号	Wheel Diameter & Tread Width 轮子直径*轮宽 (mm)	Load 承重 (kgs)	Axle Offset 转动半径 (mm)	Bracket Thickness 支架板厚 (mm)	Load Height 安装高度 (mm)	Top-Plate Size 底板尺寸 (mm)	Bolt Hole Spacing 安装孔位 (mm)	Bolt Hole Diameter 螺丝孔径 (mm)
Z11-160S-122	160*50	220	/	3.5/3.0	190	135*110	105*80	11
Z11-200S-122	200*50	300	/	3.5/3.0	235	135*110	105*80	11



(088)

NO. Model型号	Wheel Diameter & Tread Width 轮子直径*轮宽 (mm)	Load 承重 (kgs)	Axle Offset 转动半径 (mm)	Bracket Thickness 支架板厚 (mm)	Load Height 安装高度 (mm)	Top-Plate Size 底板尺寸 (mm)	Bolt Hole Spacing 安装孔位 (mm)	Bolt Hole Diameter 螺丝孔径 (mm)
Z11-160S4-122	160*50	220	/	3.5/3.0	190	135*110	105*80	11
Z11-200S4-122	200*50	300	/	3.5/3.0	235	135*110	105*80	11

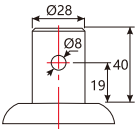
支架选择 (Other fittings) :



丝杆 (Thread Stem)
M12*25 / 1/2"*1"
活动 / Swivel-----Z11-XXX**T**-101
边刹 / Side brake-----Z11-XXX**T3**-101
铁双刹 / Brake, steel pedal-----Z11-XXX**T4**-101



圆形插杆 (Round Stem)
22/28
活动 / Swivel-----Z11-XXX**G**-101
边刹 / Side brake-----Z11-XXX**G3**-101
铁双刹 / Brake, steel pedal-----Z11-XXX**G4**-101



孔顶 (Bolt Hole)
活动 / Swivel-----Z11-XXX**H**-101
边刹 / Side brake-----Z11-XXX**H3**-101
铁双刹 / Brake, steel pedal-----Z11-XXX**H4**-101



欧款铝芯橡胶轮（双轴承）
European Industrial castors - Aluminum Rubber wheel
(Double ball bearing)



(089)

NO. Model型号	Wheel Material 轮子材质	Temperature 温度范围 (kgs)	Wheel Diameter & Tread Width 轮子直径*轮宽 (mm)	Load 承重 (kgs)	Bearing 轴承 (mm)
11-160-592	铝芯黑面橡胶轮 Aluminum core, black rubber wheel	-15°C~80°C	160*50	220	
11-200-592			200*50	300	



(090)

NO. Model型号	Wheel Diameter & Tread Width 轮子直径*轮宽 (mm)	Load 承重 (kgs)	Axle Offset 转动半径 (mm)	Bracket Thickness 支架板厚 (mm)	Load Height 安装高度 (mm)	Top-Plate Size 底板尺寸 (mm)	Bolt Hole Spacing 安装孔位 (mm)	Bolt Hole Diameter 螺丝孔径 (mm)
Z11-160F-592	160*50	220	/	3	190	135*110	105*80	11
Z11-200F-592	200*50	300	/	3	235	135*110	105*80	11



(091)

NO. Model型号	Wheel Diameter & Tread Width 轮子直径*轮宽 (mm)	Load 承重 (kgs)	Axle Offset 转动半径 (mm)	Bracket Thickness 支架板厚 (mm)	Load Height 安装高度 (mm)	Top-Plate Size 底板尺寸 (mm)	Bolt Hole Spacing 安装孔位 (mm)	Bolt Hole Diameter 螺丝孔径 (mm)
Z11-160S-592	160*50	220	/	3.5/3.0	190	135*110	105*80	11
Z11-200S-592	200*50	300	/	3.5/3.0	235	135*110	105*80	11



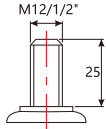
(092)

NO. Model型号	Wheel Diameter & Tread Width 轮子直径*轮宽 (mm)	Load 承重 (kgs)	Axle Offset 转动半径 (mm)	Bracket Thickness 支架板厚 (mm)	Load Height 安装高度 (mm)	Top-Plate Size 底板尺寸 (mm)	Bolt Hole Spacing 安装孔位 (mm)	Bolt Hole Diameter 螺丝孔径 (mm)
Z11-160S4-592	160*50	220	/	3.5/3.0	190	135*110	105*80	11
Z11-200S4-592	200*50	300	/	3.5/3.0	235	135*110	105*80	11

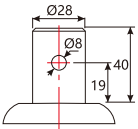
支架选择 (Other fittings) :



丝杆 (Thread Stem)
M12*25 / 1/2"*1"
活动 / Swivel-----Z11-XXX**T**-101
边刹 / Side brake-----Z11-XXX**T3**-101
铁双刹 / Brake, steel pedal-----Z11-XXX**T4**-101



圆形插杆 (Round Stem)
22/28
活动 / Swivel-----Z11-XXX**G**-101
边刹 / Side brake-----Z11-XXX**G3**-101
铁双刹 / Brake, steel pedal-----Z11-XXX**G4**-101



孔顶 (Bolt Hole)
活动 / Swivel-----Z11-XXX**H**-101
边刹 / Side brake-----Z11-XXX**H3**-101
铁双刹 / Brake, steel pedal-----Z11-XXX**H4**-101





工业款铁轮辐橡胶轮（滚柱轴承）

Industrial iron core rubber wheel
(Roller bearing)



(093)

NO. Model型号	Wheel Material 轮子材质	Temperature 温度范围 (kgs)	Wheel Diameter & Tread Width 轮子直径*轮宽 (mm)	Load 承重 (kgs)	Bearing 轴承 (mm)
12-075-564	铁芯黑橡胶 Iron core black rubber	-15°C~80°C	75*25	50	
12-085-564			85*27	60	
12-100-564			100*30	70	
12-125-564			125*37.5	100	
12-160-564			160*40	145	
12-200-564			200*50	185	



(094)

NO. Model型号	Wheel Diameter & Tread Width 轮子直径*轮宽 (mm)	Load 承重 (kgs)	Axle Offset 转动半径 (mm)	Bracket Thickness 支架板厚 (mm)	Load Height 安装高度 (mm)	Top-Plate Size 底板尺寸 (mm)	Bolt Hole Spacing 安装孔位 (mm)	Bolt Hole Diameter 螺丝孔径 (mm)
Z12-075F-564	75*25	50	/	1.8	92	81*68	60*45	10.3*4
Z12-085F-564	85*27	60	/	2.0	110	101*84	80*60	10.3*4.5
Z12-100F-564	100*30	70	/	2.0	129	101*84	80*60	10.3*4.5
Z12-125F-564	125*37.5	100	/	2.0	153	101*84	80*60	10.3*4.5
Z12-160F-564	160*40	145	/	2.3	188	135*105	105*75	10.3*4.5
Z12-200F-564	200*50	185	/	2.3	200	135*105	105*75	10.3*4.5



(095)

NO. Model型号	Wheel Diameter & Tread Width 轮子直径*轮宽 (mm)	Load 承重 (kgs)	Axle Offset 转动半径 (mm)	Bracket Thickness 支架板厚 (mm)	Load Height 安装高度 (mm)	Top-Plate Size 底板尺寸 (mm)	Bolt Hole Spacing 安装孔位 (mm)	Bolt Hole Diameter 螺丝孔径 (mm)
Z12-075S-564	75*25	50	/	2.0/2.0	92	81*68	60*45	10.3*4
Z12-085S-564	85*27	60	/	2.0/2.0	110	101*84	80*60	10.3*4.5
Z12-100S-564	100*30	70	/	2.0/2.0	129	101*84	80*60	10.3*4.5
Z12-125S-564	125*37.5	100	/	2.0/2.0	153	101*84	80*60	10.3*4.5
Z12-160S-564	160*40	145	/	2.3/2.3	188	135*105	105*75	10.3*4.5
Z12-200S-564	200*50	185	/	2.3/2.3	200	135*105	105*75	10.3*4.5



(096)

NO. Model型号	Wheel Diameter & Tread Width 轮子直径*轮宽 (mm)	Load 承重 (kgs)	Axle Offset 转动半径 (mm)	Bracket Thickness 支架板厚 (mm)	Load Height 安装高度 (mm)	Top-Plate Size 底板尺寸 (mm)	Bolt Hole Spacing 安装孔位 (mm)	Bolt Hole Diameter 螺丝孔径 (mm)
Z12-075S4-564	75*25	50	/	2.0/2.0	92	81*68	60*45	10.3*4
Z12-085S4-564	85*27	60	/	2.0/2.0	110	101*84	80*60	10.3*4.5
Z12-100S4-564	100*30	70	/	2.0/2.0	129	101*84	80*60	10.3*4.5
Z12-125S4-564	125*37.5	100	/	2.0/2.0	153	101*84	80*60	10.3*4.5
Z12-160S4-564	160*40	145	/	2.3/2.3	188	135*105	105*75	10.3*4.5
Z12-200S4-564	200*50	185	/	2.3/2.3	200	135*105	105*75	10.3*4.5

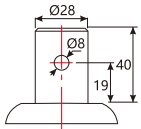
支架选择 (Other fittings) :



丝杆 (Thread Stem)
M12*25 / 1/2"*1"
活动 / Swivel-----Z12-XXX**T**-101
边刹 / Side brake-----Z12-XXX**T3**-101
铁双刹 / Brake, steel pedal-----Z12-XXX**T4**-101



圆形插杆 (Round Stem)
22/28
活动 / Swivel-----Z12-XXX**G**-101
边刹 / Side brake-----Z12-XXX**G3**-101
铁双刹 / Brake, steel pedal-----Z12-XXX**G4**-101



孔顶 (Bolt Hole)
活动 / Swivel-----Z12-XXX**H**-101
边刹 / Side brake-----Z12-XXX**H3**-101
铁双刹 / Brake, steel pedal-----Z12-XXX**H4**-101



工业款白PP轮（无轴承）

Industrial white PP wheels
(No bearings)



(097)

NO. Model型号	Wheel Material 轮子材质	Temperature 温度范围 (kgs)	Wheel Diameter & Tread Width 轮子直径*轮宽 (mm)	Load 承重 (kgs)	Bearing 轴承 (mm)
12-075-100	一次性注塑PP Disposable injection molded PP	-15°C~80°C	75*25	50	
12-085-100			85*27	60	
12-100-100			100*30	70	
12-125-100			125*37.5	100	
12-160-100			160*40	145	
12-200-100			200*50	185	



(098)

NO. Model型号	Wheel Diameter & Tread Width 轮子直径*轮宽 (mm)	Load 承重 (kgs)	Axle Offset 转动半径 (mm)	Bracket Thickness 支架板厚 (mm)	Load Height 安装高度 (mm)	Top-Plate Size 底板尺寸 (mm)	Bolt Hole Spacing 安装孔位 (mm)	Bolt Hole Diameter 螺丝孔径 (mm)
Z12-075F-100	75*25	50	/	1.8	92	81*68	60*45	10.3*4
Z12-085F-100	85*27	60	/	2.0	110	101*84	80*60	10.3*4.5
Z12-100F-100	100*30	70	/	2.0	129	101*84	80*60	10.3*4.5
Z12-125F-100	125*37.5	100	/	2.0	153	101*84	80*60	10.3*4.5
Z12-160F-100	160*40	145	/	2.3	188	135*105	105*75	10.3*4.5
Z12-200F-100	200*50	185	/	2.3	200	135*105	105*75	10.3*4.5



(099)

NO. Model型号	Wheel Diameter & Tread Width 轮子直径*轮宽 (mm)	Load 承重 (kgs)	Axle Offset 转动半径 (mm)	Bracket Thickness 支架板厚 (mm)	Load Height 安装高度 (mm)	Top-Plate Size 底板尺寸 (mm)	Bolt Hole Spacing 安装孔位 (mm)	Bolt Hole Diameter 螺丝孔径 (mm)
Z12-075S-100	75*25	50	/	2.0/2.0	92	81*68	60*45	10.3*4
Z12-085S-100	85*27	60	/	2.0/2.0	110	101*84	80*60	10.3*4.5
Z12-100S-100	100*30	70	/	2.0/2.0	129	101*84	80*60	10.3*4.5
Z12-125S-100	125*37.5	100	/	2.0/2.0	153	101*84	80*60	10.3*4.5
Z12-160S-100	160*40	145	/	2.3/2.3	188	135*105	105*75	10.3*4.5
Z12-200S-100	200*50	185	/	2.3/2.3	200	135*105	105*75	10.3*4.5



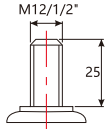
(100)

NO. Model型号	Wheel Diameter & Tread Width 轮子直径*轮宽 (mm)	Load 承重 (kgs)	Axle Offset 转动半径 (mm)	Bracket Thickness 支架板厚 (mm)	Load Height 安装高度 (mm)	Top-Plate Size 底板尺寸 (mm)	Bolt Hole Spacing 安装孔位 (mm)	Bolt Hole Diameter 螺丝孔径 (mm)
Z12-075S4-100	75*25	50	/	2.0/2.0	92	81*68	60*45	10.3*4
Z12-085S4-100	85*27	60	/	2.0/2.0	110	101*84	80*60	10.3*4.5
Z12-100S4-100	100*30	70	/	2.0/2.0	129	101*84	80*60	10.3*4.5
Z12-125S4-100	125*37.5	100	/	2.0/2.0	153	101*84	80*60	10.3*4.5
Z12-160S4-100	160*40	145	/	2.3/2.3	188	135*105	105*75	10.3*4.5
Z12-200S4-100	200*50	185	/	2.3/2.3	200	135*105	105*75	10.3*4.5

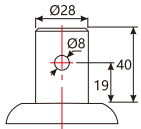
支架选择 (Other fittings) :



丝杆 (Thread Stem)
M12*25 / 1/2"*1"
活动 / Swivel-----Z12-XXX**T**-101
边刹 / Side brake-----Z12-XXX**T3**-101
铁双刹 / Brake, steel pedal-----Z12-XXX**T4**-101



圆形插杆 (Round Stem)
22/28
活动 / Swivel-----Z12-XXX**G**-101
边刹 / Side brake-----Z12-XXX**G3**-101
铁双刹 / Brake, steel pedal-----Z12-XXX**G4**-101



孔顶 (Bolt Hole)
活动 / Swivel-----Z12-XXX**H**-101
边刹 / Side brake-----Z12-XXX**H3**-101
铁双刹 / Brake, steel pedal-----Z12-XXX**H4**-101



美式中型轮系列

AMERICAN MEDIUM WHEEL SERIES



美式中型（白尼龙轮）

Medium Duty Casters - Milky white PP wheel (Double ball bearings)



(101)

NO. Model 型号	Wheel Material 轮子材质	Temperature 温度范围 (kgs)	Wheel Diameter & Tread Width 轮子直径*轮宽 (mm)	Load 承重 (kgs)	Bearing 轴承 (mm)
12-075-112	一次性注塑, 白PP One time injection molding, white PP	-15°C~80°C	75*32	80	
12-100-112			100*32	95	
12-125-112			125*32	110	



(102)

NO. Model 型号	Wheel Diameter & Tread Width 轮子直径*轮宽 (mm)	Load 承重 (kgs)	Axle Offset 转动半径 (mm)	Bracket Thickness 支架板厚 (mm)	Load Height 安装高度 (mm)	Top-Plate Size 底板尺寸 (mm)	Bolt Hole Spacing 安装孔位 (mm)	Bolt Hole Diameter 螺丝孔径 (mm)
Z12-075F-112	75*32	80	29	2.3	108	93*64	75*45	8.5
Z12-100F-112	100*32	95	33	2.3	133	93*64	75*45	8.5
Z12-125F-112	125*32	110	33	2.3	158	93*64	75*45	8.5



(103)

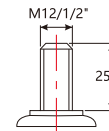
NO. Model 型号	Wheel Diameter & Tread Width 轮子直径*轮宽 (mm)	Load 承重 (kgs)	Axle Offset 转动半径 (mm)	Bracket Thickness 支架板厚 (mm)	Load Height 安装高度 (mm)	Top-Plate Size 底板尺寸 (mm)	Bolt Hole Spacing 安装孔位 (mm)	Bolt Hole Diameter 螺丝孔径 (mm)
Z12-075S-112	75*32	80	29	3.0/2.3	108	93*64	75*45	8.5
Z12-100S-112	100*32	95	33	3.0/2.3	133	93*64	75*45	8.5
Z12-125S-112	125*32	110	33	3.0/2.3	158	93*64	75*45	8.5



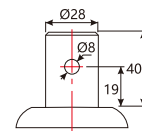
(104)

NO. Model 型号	Wheel Diameter & Tread Width 轮子直径*轮宽 (mm)	Load 承重 (kgs)	Axle Offset 转动半径 (mm)	Bracket Thickness 支架板厚 (mm)	Load Height 安装高度 (mm)	Top-Plate Size 底板尺寸 (mm)	Bolt Hole Spacing 安装孔位 (mm)	Bolt Hole Diameter 螺丝孔径 (mm)
Z12-075S4-112	75*32	80	29	3.0/2.3	108	93*64	75*45	8.5
Z12-100S4-112	100*32	95	33	3.0/2.3	133	93*64	75*45	8.5
Z12-125S4-112	125*32	110	33	3.0/2.3	158	93*64	75*45	8.5

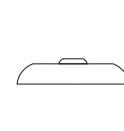
支架选择 (Other fittings) :



丝杆 (Thread Stem)
M12*25 / 1/2"*1"
活动 / Swivel-----Z12-XXX**T**-101
边刹 / Side brake-----Z12-XXX**T3**-101
铁双刹 / Brake, steel pedal-----Z12-XXX**T4**-101



圆形插杆 (Round Stem)
22/28
活动 / Swivel-----Z12-XXX**G**-101
边刹 / Side brake-----Z12-XXX**G3**-101
铁双刹 / Brake, steel pedal-----Z12-XXX**G4**-101



孔顶 (Bolt Hole)
活动 / Swivel-----Z12-XXX**H**-101
边刹 / Side brake-----Z12-XXX**H3**-101
铁双刹 / Brake, steel pedal-----Z12-XXX**H4**-101



美式中型（橙色通花PVC轮）
Medium Duty Casters - Orange PVC wheel
(Double ball bearings)



(105)

NO. Model型号	Wheel Material 轮子材质	Temperature 温度范围 (kgs)	Wheel Diameter & Tread Width 轮子直径*轮宽 (mm)	Load 承重 (kgs)	Bearing 轴承 (mm)
12-075-802	黑心橙面通花PVC Orange PVC wheel	-15°C~80°C	75*32	80	
12-100-802			100*32	95	
12-125-802			125*32	110	



(106)

NO. Model型号	Wheel Diameter & Tread Width 轮子直径*轮宽 (mm)	Load 承重 (kgs)	Axle Offset 转动半径 (mm)	Bracket Thickness 支架板厚 (mm)	Load Height 安装高度 (mm)	Top-Plate Size 底板尺寸 (mm)	Bolt Hole Spacing 安装孔位 (mm)	Bolt Hole Diameter 螺丝孔径 (mm)
Z12-075F-802	75*32	80	29	2.3	108	93*64	75*45	8.5
Z12-100F-802	100*32	95	33	2.3	133	93*64	75*45	8.5
Z12-125F-802	125*32	110	33	2.3	158	93*64	75*45	8.5



(107)

NO. Model型号	Wheel Diameter & Tread Width 轮子直径*轮宽 (mm)	Load 承重 (kgs)	Axle Offset 转动半径 (mm)	Bracket Thickness 支架板厚 (mm)	Load Height 安装高度 (mm)	Top-Plate Size 底板尺寸 (mm)	Bolt Hole Spacing 安装孔位 (mm)	Bolt Hole Diameter 螺丝孔径 (mm)
Z12-075S-802	75*32	80	29	3.0/2.3	108	93*64	75*45	8.5
Z12-100S-802	100*32	95	33	3.0/2.3	133	93*64	75*45	8.5
Z12-125S-802	125*32	110	33	3.0/2.3	158	93*64	75*45	8.5



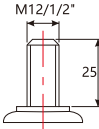
(108)

NO. Model型号	Wheel Diameter & Tread Width 轮子直径*轮宽 (mm)	Load 承重 (kgs)	Axle Offset 转动半径 (mm)	Bracket Thickness 支架板厚 (mm)	Load Height 安装高度 (mm)	Top-Plate Size 底板尺寸 (mm)	Bolt Hole Spacing 安装孔位 (mm)	Bolt Hole Diameter 螺丝孔径 (mm)
Z12-075S4-802	75*32	80	29	3.0/2.3	108	93*64	75*45	8.5
Z12-100S4-802	100*32	95	33	3.0/2.3	133	93*64	75*45	8.5
Z12-125S4-802	125*32	110	33	3.0/2.3	158	93*64	75*45	8.5

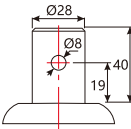
支架选择 (Other fittings) :



丝杆 (Thread Stem)
M12*25 / 1/2"*1"
活动 / Swivel-----Z12-XXX**T**-101
边刹 / Side brake-----Z12-XXX**T3**-101
铁双刹 / Brake, steel pedal-----Z12-XXX**T4**-101



圆形插杆 (Round Stem)
22/28
活动 / Swivel-----Z12-XXX**G**-101
边刹 / Side brake-----Z12-XXX**G3**-101
铁双刹 / Brake, steel pedal-----Z12-XXX**G4**-101



孔顶 (Bolt Hole)
活动 / Swivel-----Z12-XXX**H**-101
边刹 / Side brake-----Z12-XXX**H3**-101
铁双刹 / Brake, steel pedal-----Z12-XXX**H4**-101



美式中型（钻盖红面单轴PVC轮）
Medium Duty Casters - Red color PP wheel
(Central ball bearing)



(109)

NO. Model型号	Wheel Material 轮子材质	Temperature 温度范围 (kgs)	Wheel Diameter & Tread Width 轮子直径*轮宽 (mm)	Load 承重 (kgs)	Bearing 轴承 (mm)
12-064-131	灰芯红面PP Grey core red face PP	-15°C~80°C	64*32	80	
12-075-131			75*32	90	
12-100-131			100*32	120	
12-125-131			125*32	140	



(110)

NO. Model型号	Wheel Diameter & Tread Width 轮子直径*轮宽 (mm)	Load 承重 (kgs)	Axle Offset 转动半径 (mm)	Bracket Thickness 支架板厚 (mm)	Load Height 安装高度 (mm)	Top-Plate Size 底板尺寸 (mm)	Bolt Hole Spacing 安装孔位 (mm)	Bolt Hole Diameter 螺丝孔径 (mm)
Z12-064F-131	64*32	80	29	2.3	93	95*64	75*45	8.5
Z12-075F-131	75*32	90	29	2.3	105	95*64	75*45	8.5
Z12-100F-131	100*32	120	33	2.3	128	95*64	75*45	8.5
Z12-125F-131	125*32	140	33	2.3	156	95*64	75*45	8.5



(111)

NO. Model型号	Wheel Diameter & Tread Width 轮子直径*轮宽 (mm)	Load 承重 (kgs)	Axle Offset 转动半径 (mm)	Bracket Thickness 支架板厚 (mm)	Load Height 安装高度 (mm)	Top-Plate Size 底板尺寸 (mm)	Bolt Hole Spacing 安装孔位 (mm)	Bolt Hole Diameter 螺丝孔径 (mm)
Z12-064S-131	64*32	80	29	3.0/2.3	93	95*64	75*45	8.5
Z12-075S-131	75*32	90	29	3.0/2.3	105	95*64	75*45	8.5
Z12-100S-131	100*32	120	33	3.0/2.3	128	95*64	75*45	8.5
Z12-125S-131	125*32	140	33	3.0/2.3	156	95*64	75*45	8.5



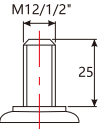
(112)

NO. Model型号	Wheel Diameter & Tread Width 轮子直径*轮宽 (mm)	Load 承重 (kgs)	Axle Offset 转动半径 (mm)	Bracket Thickness 支架板厚 (mm)	Load Height 安装高度 (mm)	Top-Plate Size 底板尺寸 (mm)	Bolt Hole Spacing 安装孔位 (mm)	Bolt Hole Diameter 螺丝孔径 (mm)
Z12-064S4-131	64*32	80	29	3.0/2.3	93	95*64	75*45	8.5
Z12-075S4-131	75*32	90	29	3.0/2.3	105	95*64	75*45	8.5
Z12-100S4-131	100*32	120	33	3.0/2.3	128	95*64	75*45	8.5
Z12-125S4-131	125*32	140	33	3.0/2.3	156	95*64	75*45	8.5

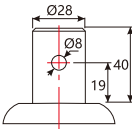
支架选择 (Other fittings) :



丝杆 (Thread Stem)
M12*25 / 1/2"*1"
活动 / Swivel-----Z12-XXX**T**-101
边刹 / Side brake-----Z12-XXX**T3**-101
铁双刹 / Brake, steel pedal-----Z12-XXX**T4**-101



圆形插杆 (Round Stem)
22/28
活动 / Swivel-----Z12-XXX**G**-101
边刹 / Side brake-----Z12-XXX**G3**-101
铁双刹 / Brake, steel pedal-----Z12-XXX**G4**-101



孔顶 (Bolt Hole)
活动 / Swivel-----Z12-XXX**H**-101
边刹 / Side brake-----Z12-XXX**H3**-101
铁双刹 / Brake, steel pedal-----Z12-XXX**H4**-101





美式中型（灰色TPR双轴）
Medium Duty Casters - Grey color TPR wheel
(Central ball bearings)



(113)

NO. Model型号	Wheel Material 轮子材质	Temperature 温度范围 (kgs)	Wheel Diameter & Tread Width 轮子直径*轮宽 (mm)	Load 承重 (kgs)	Bearing 轴承 (mm)
12-075-411	灰芯灰面TPR Grey color TPR wheel	-15°C~80°C	75*32	90	
12-089-411			89*32	100	
12-100-411			100*32	120	
12-125-411			125*32	140	



(114)

NO. Model型号	Wheel Diameter & Tread Width 轮子直径*轮宽 (mm)	Load 承重 (kgs)	Axle Offset 转动半径 (mm)	Bracket Thickness 支架板厚 (mm)	Load Height 安装高度 (mm)	Top-Plate Size 底板尺寸 (mm)	Bolt Hole Spacing 安装孔位 (mm)	Bolt Hole Diameter 螺丝孔径 (mm)
Z12-075F-411	75*32	90	29	2.3	105	95*64	75*45	8.5
Z12-089F-411	89*32	100	29	2.3	120	95*64	75*45	8.5
Z12-100F-411	100*32	120	33	2.3	128	95*64	75*45	8.5
Z12-125F-411	125*32	140	33	2.3	156	95*64	75*45	8.5



(115)

NO. Model型号	Wheel Diameter & Tread Width 轮子直径*轮宽 (mm)	Load 承重 (kgs)	Axle Offset 转动半径 (mm)	Bracket Thickness 支架板厚 (mm)	Load Height 安装高度 (mm)	Top-Plate Size 底板尺寸 (mm)	Bolt Hole Spacing 安装孔位 (mm)	Bolt Hole Diameter 螺丝孔径 (mm)
Z12-075S-411	75*32	90	29	3.0/2.3	105	95*64	75*45	8.5
Z12-089S-411	89*32	100	29	3.0/2.3	120	95*64	75*45	8.5
Z12-100S-411	100*32	120	33	3.0/2.3	128	95*64	75*45	8.5
Z12-125S-411	125*32	140	33	3.0/2.3	156	95*64	75*45	8.5



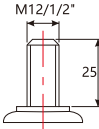
(116)

NO. Model型号	Wheel Diameter & Tread Width 轮子直径*轮宽 (mm)	Load 承重 (kgs)	Axle Offset 转动半径 (mm)	Bracket Thickness 支架板厚 (mm)	Load Height 安装高度 (mm)	Top-Plate Size 底板尺寸 (mm)	Bolt Hole Spacing 安装孔位 (mm)	Bolt Hole Diameter 螺丝孔径 (mm)
Z12-075S4-411	75*32	90	29	3.0/2.3	105	95*64	75*45	8.5
Z12-089S4-411	89*32	100	29	3.0/2.3	120	95*64	75*45	8.5
Z12-100S4-411	100*32	120	33	3.0/2.3	128	95*64	75*45	8.5
Z12-125S4-411	125*32	140	33	3.0/2.3	156	95*64	75*45	8.5

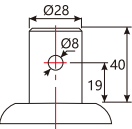
支架选择 (Other fittings) :



丝杆 (Thread Stem)
M12*25 / 1/2"*1"
活动 / Swivel-----Z12-XXX**T**-101
边刹 / Side brake-----Z12-XXX**T3**-101
铁双刹 / Brake, steel pedal-----Z12-XXX**T4**-101



圆形插杆 (Round Stem)
22/28
活动 / Swivel-----Z12-XXX**G**-101
边刹 / Side brake-----Z12-XXX**G3**-101
铁双刹 / Brake, steel pedal-----Z12-XXX**G4**-101



孔顶 (Bolt Hole)
活动 / Swivel-----Z12-XXX**H**-101
边刹 / Side brake-----Z12-XXX**H3**-101
铁双刹 / Brake, steel pedal-----Z12-XXX**H4**-101



美式中型（铁心PU双轴）
Medium Duty Casters - Iron PU wheel
(Double ball bearings)



(117)

NO. Model型号	Wheel Material 轮子材质	Temperature 温度范围 (kgs)	Wheel Diameter & Tread Width 轮子直径*轮宽 (mm)	Load 承重 (kgs)	Bearing 轴承 (mm)
12-075-612	灰芯红面PU Iron core and red faced PU	-15°C~80°C	75*32	90	
12-100-612			100*32	120	
12-125-612			125*32	140	



(118)

NO. Model型号	Wheel Diameter & Tread Width 轮子直径*轮宽 (mm)	Load 承重 (kgs)	Axle Offset 转动半径 (mm)	Bracket Thickness 支架板厚 (mm)	Load Height 安装高度 (mm)	Top-Plate Size 底板尺寸 (mm)	Bolt Hole Spacing 安装孔位 (mm)	Bolt Hole Diameter 螺丝孔径 (mm)
Z12-075F-612	75*32	90	29	2.3	105	95*64	75*45	8.5
Z12-100F-612	100*32	120	33	2.3	128	95*64	75*45	8.5
Z12-125F-612	125*32	140	33	2.3	156	95*64	75*45	8.5



(119)

NO. Model型号	Wheel Diameter & Tread Width 轮子直径*轮宽 (mm)	Load 承重 (kgs)	Axle Offset 转动半径 (mm)	Bracket Thickness 支架板厚 (mm)	Load Height 安装高度 (mm)	Top-Plate Size 底板尺寸 (mm)	Bolt Hole Spacing 安装孔位 (mm)	Bolt Hole Diameter 螺丝孔径 (mm)
Z12-075S-612	75*32	90	29	3.0/2.3	105	95*64	75*45	8.5
Z12-100S-612	100*32	120	33	3.0/2.3	128	95*64	75*45	8.5
Z12-125S-612	125*32	140	33	3.0/2.3	156	95*64	75*45	8.5



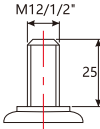
(120)

NO. Model型号	Wheel Diameter & Tread Width 轮子直径*轮宽 (mm)	Load 承重 (kgs)	Axle Offset 转动半径 (mm)	Bracket Thickness 支架板厚 (mm)	Load Height 安装高度 (mm)	Top-Plate Size 底板尺寸 (mm)	Bolt Hole Spacing 安装孔位 (mm)	Bolt Hole Diameter 螺丝孔径 (mm)
Z12-075S4-612	75*32	90	29	3.0/2.3	105	95*64	75*45	8.5
Z12-100S4-612	100*32	120	33	3.0/2.3	128	95*64	75*45	8.5
Z12-125S4-612	125*32	140	33	3.0/2.3	156	95*64	75*45	8.5

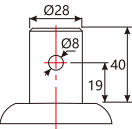
支架选择 (Other fittings) :



丝杆 (Thread Stem)
M12*25 / 1/2"*1"
活动 / Swivel-----Z12-XXX**T**-101
边刹 / Side brake-----Z12-XXX**T3**-101
铁双刹 / Brake, steel pedal-----Z12-XXX**T4**-101



圆形插杆 (Round Stem)
22/28
活动 / Swivel-----Z12-XXX**G**-101
边刹 / Side brake-----Z12-XXX**G3**-101
铁双刹 / Brake, steel pedal-----Z12-XXX**G4**-101



孔顶 (Bolt Hole)
活动 / Swivel-----Z12-XXX**H**-101
边刹 / Side brake-----Z12-XXX**H3**-101
铁双刹 / Brake, steel pedal-----Z12-XXX**H4**-101





美式中型（双轴红面灰芯枣红轮）

Medium Duty Casters
(Double ball bearing)



(121)

NO. Model型号	Wheel Material 轮子材质	Temperature 温度范围 (kgs)	Wheel Diameter & Tread Width 轮子直径*轮宽 (mm)	Load 承重 (kgs)	Bearing 轴承 (mm)
12-075-312	二次性注塑PP Secondary injection molding PP	-15°C~80°C	75*32	90	
12-100-312			100*32	120	
12-125-312			125*32	140	



(122)

NO. Model型号	Wheel Diameter & Tread Width 轮子直径*轮宽 (mm)	Load 承重 (kgs)	Axle Offset 转动半径 (mm)	Bracket Thickness 支架板厚 (mm)	Load Height 安装高度 (mm)	Top-Plate Size 底板尺寸 (mm)	Bolt Hole Spacing 安装孔位 (mm)	Bolt Hole Diameter 螺丝孔径 (mm)
Z12-075F-312	75*32	90	29	2.3	105	95*64	75*45	8.5
Z12-100F-312	100*32	120	33	2.3	128	95*64	75*45	8.5
Z12-125F-312	125*32	140	33	2.3	156	95*64	75*45	8.5



(123)

NO. Model型号	Wheel Diameter & Tread Width 轮子直径*轮宽 (mm)	Load 承重 (kgs)	Axle Offset 转动半径 (mm)	Bracket Thickness 支架板厚 (mm)	Load Height 安装高度 (mm)	Top-Plate Size 底板尺寸 (mm)	Bolt Hole Spacing 安装孔位 (mm)	Bolt Hole Diameter 螺丝孔径 (mm)
Z12-075S-312	75*32	90	29	3.0/2.3	105	95*64	75*45	8.5
Z12-100S-312	100*32	120	33	3.0/2.3	128	95*64	75*45	8.5
Z12-125S-312	125*32	140	33	3.0/2.3	156	95*64	75*45	8.5



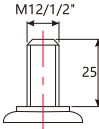
(124)

NO. Model型号	Wheel Diameter & Tread Width 轮子直径*轮宽 (mm)	Load 承重 (kgs)	Axle Offset 转动半径 (mm)	Bracket Thickness 支架板厚 (mm)	Load Height 安装高度 (mm)	Top-Plate Size 底板尺寸 (mm)	Bolt Hole Spacing 安装孔位 (mm)	Bolt Hole Diameter 螺丝孔径 (mm)
Z12-075S4-312	75*32	90	29	3.0/2.3	105	95*64	75*45	8.5
Z12-100S4-312	100*32	120	33	3.0/2.3	128	95*64	75*45	8.5
Z12-125S4-312	125*32	140	33	3.0/2.3	156	95*64	75*45	8.5

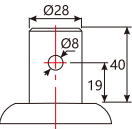
支架选择 (Other fittings) :



丝杆 (Thread Stem)
M12*25 / 1/2"*1"
活动 / Swivel-----Z12-XXX**T**-101
边刹 / Side brake-----Z12-XXX**T3**-101
铁双刹 / Brake, steel pedal-----Z12-XXX**T4**-101



圆形插杆 (Round Stem)
22/28
活动 / Swivel-----Z12-XXX**G**-101
边刹 / Side brake-----Z12-XXX**G3**-101
铁双刹 / Brake, steel pedal-----Z12-XXX**G4**-101



孔顶 (Bolt Hole)
活动 / Swivel-----Z12-XXX**H**-101
边刹 / Side brake-----Z12-XXX**H3**-101
铁双刹 / Brake, steel pedal-----Z12-XXX**H4**-101



美式中型（耐高温轮 280°C）

Medium Duty Casters - Hi-Temp wheel
(Double ball bearings)



(125)

NO. Model型号	Wheel Material 轮子材质	Temperature 温度范围 (kgs)	Wheel Diameter & Tread Width 轮子直径*轮宽 (mm)	Load 承重 (kgs)	Bearing 轴承 (mm)
12-075-382	棕色耐高温轮 (280°C) Brown high-temperature resistant wheel (280 °C)	-15°C~280°C	75*32	90	
12-100-382			100*32	120	
12-125-382			125*32	140	



(126)

NO. Model型号	Wheel Diameter & Tread Width 轮子直径*轮宽 (mm)	Load 承重 (kgs)	Axle Offset 转动半径 (mm)	Bracket Thickness 支架板厚 (mm)	Load Height 安装高度 (mm)	Top-Plate Size 底板尺寸 (mm)	Bolt Hole Spacing 安装孔位 (mm)	Bolt Hole Diameter 螺丝孔径 (mm)
Z12-075F-382	75*32	90	29	2.3	105	95*64	75*45	8.5
Z12-100F-382	100*32	120	33	2.3	128	95*64	75*45	8.5
Z12-125F-382	125*32	140	33	2.3	156	95*64	75*45	8.5



(127)

NO. Model型号	Wheel Diameter & Tread Width 轮子直径*轮宽 (mm)	Load 承重 (kgs)	Axle Offset 转动半径 (mm)	Bracket Thickness 支架板厚 (mm)	Load Height 安装高度 (mm)	Top-Plate Size 底板尺寸 (mm)	Bolt Hole Spacing 安装孔位 (mm)	Bolt Hole Diameter 螺丝孔径 (mm)
Z12-075S-382	75*32	90	29	3.0/2.3	105	95*64	75*45	8.5
Z12-100S-382	100*32	120	33	3.0/2.3	128	95*64	75*45	8.5
Z12-125S-382	125*32	140	33	3.0/2.3	156	95*64	75*45	8.5



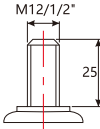
(128)

NO. Model型号	Wheel Diameter & Tread Width 轮子直径*轮宽 (mm)	Load 承重 (kgs)	Axle Offset 转动半径 (mm)	Bracket Thickness 支架板厚 (mm)	Load Height 安装高度 (mm)	Top-Plate Size 底板尺寸 (mm)	Bolt Hole Spacing 安装孔位 (mm)	Bolt Hole Diameter 螺丝孔径 (mm)
Z12-075S4-382	75*32	90	29	3.0/2.3	105	95*64	75*45	8.5
Z12-100S4-382	100*32	120	33	3.0/2.3	128	95*64	75*45	8.5
Z12-125S4-382	125*32	140	33	3.0/2.3	156	95*64	75*45	8.5

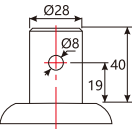
支架选择 (Other fittings) :



丝杆 (Thread Stem)
M12*25 / 1/2"*1"
活动 / Swivel-----Z12-XXX**T**-101
边刹 / Side brake-----Z12-XXX**T3**-101
铁双刹 / Brake, steel pedal-----Z12-XXX**T4**-101



圆形插杆 (Round Stem)
22/28
活动 / Swivel-----Z12-XXX**G**-101
边刹 / Side brake-----Z12-XXX**G3**-101
铁双刹 / Brake, steel pedal-----Z12-XXX**G4**-101



孔顶 (Bolt Hole)
活动 / Swivel-----Z12-XXX**H**-101
边刹 / Side brake-----Z12-XXX**H3**-101
铁双刹 / Brake, steel pedal-----Z12-XXX**H4**-101





美式中型（经济型橡胶轮）

Medium Duty Casters - Eco-Rubber wheel
(Double ball bearings)



(129)

NO. Model型号	Wheel Material 轮子材质	Temperature 温度范围 (kgs)	Wheel Diameter & Tread Width 轮子直径*轮宽 (mm)	Load 承重 (kgs)	Bearing 轴承 (mm)
12-075-522	金芯灰色橡胶轮 Gold core gray rubber wheel	-15°C~80°C	75*32	90	
12-100-522			100*32	120	
12-125-522			125*32	140	



(130)

NO. Model型号	Wheel Diameter & Tread Width 轮子直径*轮宽 (mm)	Load 承重 (kgs)	Axle Offset 转动半径 (mm)	Bracket Thickness 支架板厚 (mm)	Load Height 安装高度 (mm)	Top-Plate Size 底板尺寸 (mm)	Bolt Hole Spacing 安装孔位 (mm)	Bolt Hole Diameter 螺丝孔径 (mm)
Z12-075F-522	75*32	90	29	2.3	105	95*64	75*45	8.5
Z12-100F-522	100*32	120	33	2.3	128	95*64	75*45	8.5
Z12-125F-522	125*32	140	33	2.3	156	95*64	75*45	8.5



(131)

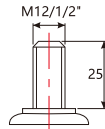
NO. Model型号	Wheel Diameter & Tread Width 轮子直径*轮宽 (mm)	Load 承重 (kgs)	Axle Offset 转动半径 (mm)	Bracket Thickness 支架板厚 (mm)	Load Height 安装高度 (mm)	Top-Plate Size 底板尺寸 (mm)	Bolt Hole Spacing 安装孔位 (mm)	Bolt Hole Diameter 螺丝孔径 (mm)
Z12-075S-522	75*32	90	29	3.0/2.3	105	95*64	75*45	8.5
Z12-100S-522	100*32	120	33	3.0/2.3	128	95*64	75*45	8.5
Z12-125S-522	125*32	140	33	3.0/2.3	156	95*64	75*45	8.5



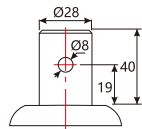
(132)

NO. Model型号	Wheel Diameter & Tread Width 轮子直径*轮宽 (mm)	Load 承重 (kgs)	Axle Offset 转动半径 (mm)	Bracket Thickness 支架板厚 (mm)	Load Height 安装高度 (mm)	Top-Plate Size 底板尺寸 (mm)	Bolt Hole Spacing 安装孔位 (mm)	Bolt Hole Diameter 螺丝孔径 (mm)
Z12-075S4-522	75*32	90	29	3.0/2.3	105	95*64	75*45	8.5
Z12-100S4-522	100*32	120	33	3.0/2.3	128	95*64	75*45	8.5
Z12-125S4-522	125*32	140	33	3.0/2.3	156	95*64	75*45	8.5

支架选择 (Other fittings) :



丝杆 (Thread Stem)
M12*25 / 1/2"*1"
活动 / Swivel-----Z12-XXX**T**-101
边刹 / Side brake-----Z12-XXX**T3**-101
铁双刹 / Brake, steel pedal-----Z12-XXX**T4**-101



圆形插杆 (Round Stem)
22/28
活动 / Swivel-----Z12-XXX**G**-101
边刹 / Side brake-----Z12-XXX**G3**-101
铁双刹 / Brake, steel pedal-----Z12-XXX**G4**-101



孔顶 (Bolt Hole)
活动 / Swivel-----Z12-XXX**H**-101
边刹 / Side brake-----Z12-XXX**H3**-101
铁双刹 / Brake, steel pedal-----Z12-XXX**H4**-101



美式中型（防静电轮）

Medium Duty Casters - Anti-Static wheel
(Double ball bearings)



(133)

NO. Model型号	Wheel Diameter & Tread Width 轮子直径*轮宽 (mm)	Load 承重 (kgs)	Axle Offset 转动半径 (mm)	Bracket Thickness 支架板厚 (mm)	Load Height 安装高度 (mm)	Top-Plate Size 底板尺寸 (mm)	Bolt Hole Spacing 安装孔位 (mm)	Bolt Hole Diameter 螺丝孔径 (mm)
Z12-075F-481	75*32	90	29	2.3	105	95*64	75*45	8.5
Z12-100F-481	100*32	120	33	2.3	128	95*64	75*45	8.5
Z12-125F-481	125*32	140	33	2.3	156	95*64	75*45	8.5



(134)

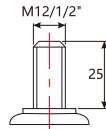
NO. Model型号	Wheel Diameter & Tread Width 轮子直径*轮宽 (mm)	Load 承重 (kgs)	Axle Offset 转动半径 (mm)	Bracket Thickness 支架板厚 (mm)	Load Height 安装高度 (mm)	Top-Plate Size 底板尺寸 (mm)	Bolt Hole Spacing 安装孔位 (mm)	Bolt Hole Diameter 螺丝孔径 (mm)
Z12-075S-481	75*32	90	29	3.0/2.3	105	95*64	75*45	8.5
Z12-100S-481	100*32	120	33	3.0/2.3	128	95*64	75*45	8.5
Z12-125S-481	125*32	140	33	3.0/2.3	156	95*64	75*45	8.5



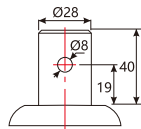
(135)

NO. Model型号	Wheel Diameter & Tread Width 轮子直径*轮宽 (mm)	Load 承重 (kgs)	Axle Offset 转动半径 (mm)	Bracket Thickness 支架板厚 (mm)	Load Height 安装高度 (mm)	Top-Plate Size 底板尺寸 (mm)	Bolt Hole Spacing 安装孔位 (mm)	Bolt Hole Diameter 螺丝孔径 (mm)
Z12-075S4-481	75*32	90	29	3.0/2.3	105	95*64	75*45	8.5
Z12-100S4-481	100*32	120	33	3.0/2.3	128	95*64	75*45	8.5
Z12-125S4-481	125*32	140	33	3.0/2.3	156	95*64	75*45	8.5

支架选择 (Other fittings) :



丝杆 (Thread Stem)
M12*25 / 1/2"*1"
活动 / Swivel-----Z12-XXX**T**-101
边刹 / Side brake-----Z12-XXX**T3**-101
铁双刹 / Brake, steel pedal-----Z12-XXX**T4**-101



圆形插杆 (Round Stem)
22/28
活动 / Swivel-----Z12-XXX**G**-101
边刹 / Side brake-----Z12-XXX**G3**-101
铁双刹 / Brake, steel pedal-----Z12-XXX**G4**-101



孔顶 (Bolt Hole)
活动 / Swivel-----Z12-XXX**H**-101
边刹 / Side brake-----Z12-XXX**H3**-101
铁双刹 / Brake, steel pedal-----Z12-XXX**H4**-101



美式重型（花纹PP轮）
Heavy Duty Casters - Polyolefin wheel
(Double ball bearings)



(136)

NO. Model型号	Wheel Material 轮子材质	Temperature 温度范围 (kgs)	Wheel Diameter & Tread Width 轮子直径*轮宽 (mm)	Load 承重 (kgs)	Bearing 轴承 (mm)
04-100-122	一次注塑,黄PP One injection molding, yellow PP	-15℃~80℃	100*50	200	
04-125-122			125*50	250	
04-150-122			150*50	300	
04-200-122			200*50	350	



(137)

NO. Model型号	Wheel Diameter & Tread Width 轮子直径*轮宽 (mm)	Load 承重 (kgs)	Axle Offset 转动半径 (mm)	Bracket Thickness 支架板厚 (mm)	Load Height 安装高度 (mm)	Top-Plate Size 底板尺寸 (mm)	Bolt Hole Spacing 安装孔位 (mm)	Bolt Hole Diameter 螺丝孔径 (mm)
Z04-100F-122	100*50	200	/	5.5	143	113*98	84*71	11
Z04-125F-122	125*50	250	/	5.5	165	113*98	84*71	11
Z04-150F-122	150*50	300	/	5.5	190	113*98	84*71	11
Z04-200F-122	200*50	350	/	5.5	240	113*98	84*71	11



(138)

NO. Model型号	Wheel Diameter & Tread Width 轮子直径*轮宽 (mm)	Load 承重 (kgs)	Axle Offset 转动半径 (mm)	Bracket Thickness 支架板厚 (mm)	Load Height 安装高度 (mm)	Top-Plate Size 底板尺寸 (mm)	Bolt Hole Spacing 安装孔位 (mm)	Bolt Hole Diameter 螺丝孔径 (mm)
Z04-100S-122	100*50	200	/	5.5/5.5	143	113*98	84*71	11
Z04-125S-122	125*50	250	/	5.5/5.5	165	113*98	84*71	11
Z04-150S-122	150*50	300	/	5.5/5.5	190	113*98	84*71	11
Z04-200S-122	200*50	350	/	5.5/5.5	240	113*98	84*71	11



(139)

NO. Model型号	Wheel Diameter & Tread Width 轮子直径*轮宽 (mm)	Load 承重 (kgs)	Axle Offset 转动半径 (mm)	Bracket Thickness 支架板厚 (mm)	Load Height 安装高度 (mm)	Top-Plate Size 底板尺寸 (mm)	Bolt Hole Spacing 安装孔位 (mm)	Bolt Hole Diameter 螺丝孔径 (mm)
Z04-100S4-122	100*50	200	/	5.5/5.5	143	113*98	84*71	11
Z04-125S4-122	125*50	250	/	5.5/5.5	165	113*98	84*71	11
Z04-150S4-122	150*50	300	/	5.5/5.5	190	113*98	84*71	11
Z04-200S4-122	200*50	350	/	5.5/5.5	240	113*98	84*71	11



(140)

NO. Model型号	Wheel Diameter & Tread Width 轮子直径*轮宽 (mm)	Load 承重 (kgs)	Axle Offset 转动半径 (mm)	Bracket Thickness 支架板厚 (mm)	Load Height 安装高度 (mm)	Top-Plate Size 底板尺寸 (mm)	Bolt Hole Spacing 安装孔位 (mm)	Bolt Hole Diameter 螺丝孔径 (mm)
Z04-100S3-122	100*50	200	/	5.5/5.5	143	113*98	84*71	11
Z04-125S3-122	125*50	250	/	5.5/5.5	165	113*98	84*71	11
Z04-150S3-122	150*50	300	/	5.5/5.5	190	113*98	84*71	11
Z04-200S3-122	200*50	350	/	5.5/5.5	240	113*98	84*71	11



美式重型（方边PU轮）
Heavy Duty Casters - Polyurethane wheel
(Double ball bearings)



(141)

NO. Model型号	Wheel Material 轮子材质	Temperature 温度范围 (kgs)	Wheel Diameter & Tread Width 轮子直径*轮宽 (mm)	Load 承重 (kgs)	Bearing 轴承 (mm)
04-100-202	二次注塑,枣红PU Secondary injection molding, jube red PU	-15℃~80℃	100*50	220	
04-125-202			125*50	280	
04-150-202			150*50	350	
04-200-202			200*50	400	



(142)

NO. Model型号	Wheel Diameter & Tread Width 轮子直径*轮宽 (mm)	Load 承重 (kgs)	Axle Offset 转动半径 (mm)	Bracket Thickness 支架板厚 (mm)	Load Height 安装高度 (mm)	Top-Plate Size 底板尺寸 (mm)	Bolt Hole Spacing 安装孔位 (mm)	Bolt Hole Diameter 螺丝孔径 (mm)
Z04-100F-202	100*50	220	/	5.5	143	113*98	84*71	11
Z04-125F-202	125*50	280	/	5.5	165	113*98	84*71	11
Z04-150F-202	150*50	350	/	5.5	190	113*98	84*71	11
Z04-200F-202	200*50	400	/	5.5	240	113*98	84*71	11



(143)

NO. Model型号	Wheel Diameter & Tread Width 轮子直径*轮宽 (mm)	Load 承重 (kgs)	Axle Offset 转动半径 (mm)	Bracket Thickness 支架板厚 (mm)	Load Height 安装高度 (mm)	Top-Plate Size 底板尺寸 (mm)	Bolt Hole Spacing 安装孔位 (mm)	Bolt Hole Diameter 螺丝孔径 (mm)
Z04-100S-202	100*50	220	/	5.5/5.5	143	113*98	84*71	11
Z04-125S-202	125*50	280	/	5.5/5.5	165	113*98	84*71	11
Z04-150S-202	150*50	350	/	5.5/5.5	190	113*98	84*71	11
Z04-200S-202	200*50	400	/	5.5/5.5	240	113*98	84*71	11



(144)

NO. Model型号	Wheel Diameter & Tread Width 轮子直径*轮宽 (mm)	Load 承重 (kgs)	Axle Offset 转动半径 (mm)	Bracket Thickness 支架板厚 (mm)	Load Height 安装高度 (mm)	Top-Plate Size 底板尺寸 (mm)	Bolt Hole Spacing 安装孔位 (mm)	Bolt Hole Diameter 螺丝孔径 (mm)
Z04-100S4-202	100*50	220	/	5.5/5.5	143	113*98	84*71	11
Z04-125S4-202	125*50	280	/	5.5/5.5	165	113*98	84*71	11
Z04-150S4-202	150*50	350	/	5.5/5.5	190	113*98	84*71	11
Z04-200S4-202	200*50	400	/	5.5/5.5	240	113*98	84*71	11



(145)


NO. Model型号	Wheel Diameter & Tread Width 轮子直径*轮宽 (mm)	Load 承重 (kgs)	Axle Offset 转动半径 (mm)	Bracket Thickness 支架板厚 (mm)	Load Height 安装高度 (mm)	Top-Plate Size 底板尺寸 (mm)	Bolt Hole Spacing 安装孔位 (mm)	Bolt Hole Diameter 螺丝孔径 (mm)
Z04-100S3-202	100*50	220	/	5.5/5.5	143	113*98	84*71	11
Z04-125S3-202	125*50	280	/	5.5/5.5	165	113*98	84*71	11
Z04-150S3-202	150*50	350	/	5.5/5.5	190	113*98	84*71	11
Z04-200S3-202	200*50	400	/	5.5/5.5	240	113*98	84*71	11



美式重型（方边尼龙轮）
Heavy Duty Casters - Nylon wheel
(Double ball bearings)



(146)

NO. Model型号	Wheel Material 轮子材质	Temperature 温度范围 (kgs)	Wheel Diameter & Tread Width 轮子直径*轮宽 (mm)	Load 承重 (kgs)	Bearing 轴承 (mm)
04-100-302	二次注塑尼龙轮 Secondary injection molding, nylon wheels	-15℃~80℃	100*50	300	
04-125-302			125*50	330	
04-150-302			150*50	380	
04-200-302			200*50	450	



(147)

NO. Model型号	Wheel Diameter & Tread Width 轮子直径*轮宽 (mm)	Load 承重 (kgs)	Axle Offset 转动半径 (mm)	Bracket Thickness 支架板厚 (mm)	Load Height 安装高度 (mm)	Top-Plate Size 底板尺寸 (mm)	Bolt Hole Spacing 安装孔位 (mm)	Bolt Hole Diameter 螺丝孔径 (mm)
Z04-100F-302	100*50	300	/	5.5	143	113*98	84*71	11
Z04-125F-302	125*50	330	/	5.5	165	113*98	84*71	11
Z04-150F-302	150*50	380	/	5.5	190	113*98	84*71	11
Z04-200F-302	200*50	450	/	5.5	240	113*98	84*71	11



(148)

NO. Model型号	Wheel Diameter & Tread Width 轮子直径*轮宽 (mm)	Load 承重 (kgs)	Axle Offset 转动半径 (mm)	Bracket Thickness 支架板厚 (mm)	Load Height 安装高度 (mm)	Top-Plate Size 底板尺寸 (mm)	Bolt Hole Spacing 安装孔位 (mm)	Bolt Hole Diameter 螺丝孔径 (mm)
Z04-100S-302	100*50	300	/	5.5/5.5	143	113*98	84*71	11
Z04-125S-302	125*50	330	/	5.5/5.5	165	113*98	84*71	11
Z04-150S-302	150*50	380	/	5.5/5.5	190	113*98	84*71	11
Z04-200S-302	200*50	450	/	5.5/5.5	240	113*98	84*71	11



(149)

NO. Model型号	Wheel Diameter & Tread Width 轮子直径*轮宽 (mm)	Load 承重 (kgs)	Axle Offset 转动半径 (mm)	Bracket Thickness 支架板厚 (mm)	Load Height 安装高度 (mm)	Top-Plate Size 底板尺寸 (mm)	Bolt Hole Spacing 安装孔位 (mm)	Bolt Hole Diameter 螺丝孔径 (mm)
Z04-100S4-302	100*50	300	/	5.5/5.5	143	113*98	84*71	11
Z04-125S4-302	125*50	330	/	5.5/5.5	165	113*98	84*71	11
Z04-150S4-302	150*50	380	/	5.5/5.5	190	113*98	84*71	11
Z04-200S4-302	200*50	450	/	5.5/5.5	240	113*98	84*71	11



(150)


NO. Model型号	Wheel Diameter & Tread Width 轮子直径*轮宽 (mm)	Load 承重 (kgs)	Axle Offset 转动半径 (mm)	Bracket Thickness 支架板厚 (mm)	Load Height 安装高度 (mm)	Top-Plate Size 底板尺寸 (mm)	Bolt Hole Spacing 安装孔位 (mm)	Bolt Hole Diameter 螺丝孔径 (mm)
Z04-100S3-302	100*50	300	/	5.5/5.5	143	113*98	84*71	11
Z04-125S3-302	125*50	330	/	5.5/5.5	165	113*98	84*71	11
Z04-150S3-302	150*50	380	/	5.5/5.5	190	113*98	84*71	11
Z04-200S3-302	200*50	450	/	5.5/5.5	240	113*98	84*71	11



美式重型（方边TPR轮）
Heavy Duty Casters - TPR wheel
(Double ball bearings)



(151)

NO. Model型号	Wheel Material 轮子材质	Temperature 温度范围 (kgs)	Wheel Diameter & Tread Width 轮子直径*轮宽 (mm)	Load 承重 (kgs)	Bearing 轴承 (mm)
04-100-402	方边灰色TPR Square edged gray TPR	-15℃~80℃	100*50	180	
04-125-402			125*50	220	
04-150-402			150*50	250	
04-200-402			200*50	300	



(152)

NO. Model型号	Wheel Diameter & Tread Width 轮子直径*轮宽 (mm)	Load 承重 (kgs)	Axle Offset 转动半径 (mm)	Bracket Thickness 支架板厚 (mm)	Load Height 安装高度 (mm)	Top-Plate Size 底板尺寸 (mm)	Bolt Hole Spacing 安装孔位 (mm)	Bolt Hole Diameter 螺丝孔径 (mm)
Z04-100F-402	100*50	180	/	5.5	143	113*98	84*71	11
Z04-125F-402	125*50	220	/	5.5	165	113*98	84*71	11
Z04-150F-402	150*50	250	/	5.5	190	113*98	84*71	11
Z04-200F-402	200*50	300	/	5.5	240	113*98	84*71	11



(153)

NO. Model型号	Wheel Diameter & Tread Width 轮子直径*轮宽 (mm)	Load 承重 (kgs)	Axle Offset 转动半径 (mm)	Bracket Thickness 支架板厚 (mm)	Load Height 安装高度 (mm)	Top-Plate Size 底板尺寸 (mm)	Bolt Hole Spacing 安装孔位 (mm)	Bolt Hole Diameter 螺丝孔径 (mm)
Z04-100S-402	100*50	180	/	5.5/5.5	143	113*98	84*71	11
Z04-125S-402	125*50	220	/	5.5/5.5	165	113*98	84*71	11
Z04-150S-402	150*50	250	/	5.5/5.5	190	113*98	84*71	11
Z04-200S-402	200*50	300	/	5.5/5.5	240	113*98	84*71	11



(154)

NO. Model型号	Wheel Diameter & Tread Width 轮子直径*轮宽 (mm)	Load 承重 (kgs)	Axle Offset 转动半径 (mm)	Bracket Thickness 支架板厚 (mm)	Load Height 安装高度 (mm)	Top-Plate Size 底板尺寸 (mm)	Bolt Hole Spacing 安装孔位 (mm)	Bolt Hole Diameter 螺丝孔径 (mm)
Z04-100S4-402	100*50	180	/	5.5/5.5	143	113*98	84*71	11
Z04-125S4-402	125*50	220	/	5.5/5.5	165	113*98	84*71	11
Z04-150S4-402	150*50	250	/	5.5/5.5	190	113*98	84*71	11
Z04-200S4-402	200*50	300	/	5.5/5.5	240	113*98	84*71	11



(155)

NO. Model型号	Wheel Diameter & Tread Width 轮子直径*轮宽 (mm)	Load 承重 (kgs)	Axle Offset 转动半径 (mm)	Bracket Thickness 支架板厚 (mm)	Load Height 安装高度 (mm)	Top-Plate Size 底板尺寸 (mm)	Bolt Hole Spacing 安装孔位 (mm)	Bolt Hole Diameter 螺丝孔径 (mm)
Z04-100S3-402	100*50	180	/	5.5/5.5	143	113*98	84*71	11
Z04-125S3-402	125*50	220	/	5.5/5.5	165	113*98	84*71	11
Z04-150S3-402	150*50	250	/	5.5/5.5	190	113*98	84*71	11
Z04-200S3-402	200*50	300	/	5.5/5.5	240	113*98	84*71	11



美式重型（圆边TPR轮）
Heavy Duty Casters - Round Tread TPR wheel
(Double ball bearings)



(156)

NO. Model型号	Wheel Material 轮子材质	Temperature 温度范围 (kgs)	Wheel Diameter & Tread Width 轮子直径*轮宽 (mm)	Load 承重 (kgs)	Bearing 轴承 (mm)
04-100-412	圆边灰色TPR Round edged gray TPR	-15°C~80°C	100*50	180	
04-125-412			125*50	220	
04-150-412			150*50	250	
04-200-412			200*50	300	



(157)

NO. Model型号	Wheel Diameter & Tread Width 轮子直径*轮宽 (mm)	Load 承重 (kgs)	Axle Offset 转动半径 (mm)	Bracket Thickness 支架板厚 (mm)	Load Height 安装高度 (mm)	Top-Plate Size 底板尺寸 (mm)	Bolt Hole Spacing 安装孔位 (mm)	Bolt Hole Diameter 螺丝孔径 (mm)
Z04-100F-412	100*50	180	/	5.5	143	113*98	84*71	11
Z04-125F-412	125*50	220	/	5.5	165	113*98	84*71	11
Z04-150F-412	150*50	250	/	5.5	190	113*98	84*71	11
Z04-200F-412	200*50	300	/	5.5	240	113*98	84*71	11



(158)

NO. Model型号	Wheel Diameter & Tread Width 轮子直径*轮宽 (mm)	Load 承重 (kgs)	Axle Offset 转动半径 (mm)	Bracket Thickness 支架板厚 (mm)	Load Height 安装高度 (mm)	Top-Plate Size 底板尺寸 (mm)	Bolt Hole Spacing 安装孔位 (mm)	Bolt Hole Diameter 螺丝孔径 (mm)
Z04-100S-412	100*50	180	/	5.5/5.5	143	113*98	84*71	11
Z04-125S-412	125*50	220	/	5.5/5.5	165	113*98	84*71	11
Z04-150S-412	150*50	250	/	5.5/5.5	190	113*98	84*71	11
Z04-200S-412	200*50	300	/	5.5/5.5	240	113*98	84*71	11



(159)

NO. Model型号	Wheel Diameter & Tread Width 轮子直径*轮宽 (mm)	Load 承重 (kgs)	Axle Offset 转动半径 (mm)	Bracket Thickness 支架板厚 (mm)	Load Height 安装高度 (mm)	Top-Plate Size 底板尺寸 (mm)	Bolt Hole Spacing 安装孔位 (mm)	Bolt Hole Diameter 螺丝孔径 (mm)
Z04-100S4-412	100*50	180	/	5.5/5.5	143	113*98	84*71	11
Z04-125S4-412	125*50	220	/	5.5/5.5	165	113*98	84*71	11
Z04-150S4-412	150*50	250	/	5.5/5.5	190	113*98	84*71	11
Z04-200S4-412	200*50	300	/	5.5/5.5	240	113*98	84*71	11



(160)

NO. Model型号	Wheel Diameter & Tread Width 轮子直径*轮宽 (mm)	Load 承重 (kgs)	Axle Offset 转动半径 (mm)	Bracket Thickness 支架板厚 (mm)	Load Height 安装高度 (mm)	Top-Plate Size 底板尺寸 (mm)	Bolt Hole Spacing 安装孔位 (mm)	Bolt Hole Diameter 螺丝孔径 (mm)
Z04-100S3-412	100*50	180	/	5.5/5.5	143	113*98	84*71	11
Z04-125S3-412	125*50	220	/	5.5/5.5	165	113*98	84*71	11
Z04-150S3-412	150*50	250	/	5.5/5.5	190	113*98	84*71	11
Z04-200S3-412	200*50	300	/	5.5/5.5	240	113*98	84*71	11



美式重型（发泡轮）
Heavy Duty Casters - Foam Rubber wheel
(Double ball bearings)



(161)

NO. Model型号	Wheel Material 轮子材质	Temperature 温度范围 (kgs)	Wheel Diameter & Tread Width 轮子直径*轮宽 (mm)	Load 承重 (kgs)	Bearing 轴承 (mm)
04-100-552	金芯褐色橡胶轮 Gold core brown rubber wheel	-15°C~80°C	100*50	200	
04-125-552			125*50	250	
04-150-552			150*50	280	
04-200-552			200*50	350	



(162)

NO. Model型号	Wheel Diameter & Tread Width 轮子直径*轮宽 (mm)	Load 承重 (kgs)	Axle Offset 转动半径 (mm)	Bracket Thickness 支架板厚 (mm)	Load Height 安装高度 (mm)	Top-Plate Size 底板尺寸 (mm)	Bolt Hole Spacing 安装孔位 (mm)	Bolt Hole Diameter 螺丝孔径 (mm)
Z04-100F-552	100*50	200	/	5.5	143	113*98	84*71	11
Z04-125F-552	125*50	250	/	5.5	165	113*98	84*71	11
Z04-150F-552	150*50	280	/	5.5	190	113*98	84*71	11
Z04-200F-552	200*50	350	/	5.5	240	113*98	84*71	11



(163)

NO. Model型号	Wheel Diameter & Tread Width 轮子直径*轮宽 (mm)	Load 承重 (kgs)	Axle Offset 转动半径 (mm)	Bracket Thickness 支架板厚 (mm)	Load Height 安装高度 (mm)	Top-Plate Size 底板尺寸 (mm)	Bolt Hole Spacing 安装孔位 (mm)	Bolt Hole Diameter 螺丝孔径 (mm)
Z04-100S-552	100*50	200	/	5.5/5.5	143	113*98	84*71	11
Z04-125S-552	125*50	250	/	5.5/5.5	165	113*98	84*71	11
Z04-150S-552	150*50	280	/	5.5/5.5	190	113*98	84*71	11
Z04-200S-552	200*50	350	/	5.5/5.5	240	113*98	84*71	11



(164)

NO. Model型号	Wheel Diameter & Tread Width 轮子直径*轮宽 (mm)	Load 承重 (kgs)	Axle Offset 转动半径 (mm)	Bracket Thickness 支架板厚 (mm)	Load Height 安装高度 (mm)	Top-Plate Size 底板尺寸 (mm)	Bolt Hole Spacing 安装孔位 (mm)	Bolt Hole Diameter 螺丝孔径 (mm)
Z04-100S4-552	100*50	200	/	5.5/5.5	143	113*98	84*71	11
Z04-125S4-552	125*50	250	/	5.5/5.5	165	113*98	84*71	11
Z04-150S4-552	150*50	280	/	5.5/5.5	190	113*98	84*71	11
Z04-200S4-552	200*50	350	/	5.5/5.5	240	113*98	84*71	11



(165)

NO. Model型号	Wheel Diameter & Tread Width 轮子直径*轮宽 (mm)	Load 承重 (kgs)	Axle Offset 转动半径 (mm)	Bracket Thickness 支架板厚 (mm)	Load Height 安装高度 (mm)	Top-Plate Size 底板尺寸 (mm)	Bolt Hole Spacing 安装孔位 (mm)	Bolt Hole Diameter 螺丝孔径 (mm)
Z04-100S3-552	100*50	200	/	5.5/5.5	143	113*98	84*71	11
Z04-125S3-552	125*50	250	/	5.5/5.5	165	113*98	84*71	11
Z04-150S3-552	150*50	280	/	5.5/5.5	190	113*98	84*71	11
Z04-200S3-552	200*50	350	/	5.5/5.5	240	113*98	84*71	11



美式重型（韩式铁芯PU轮）
Heavy Duty Casters - Korean style iron core PU wheel
(Double ball bearings)



(166)

NO. Model型号	Wheel Material 轮子材质	Temperature 温度范围 (kgs)	Wheel Diameter & Tread Width 轮子直径*轮宽 (mm)	Load 承重 (kgs)	Bearing 轴承 (mm)
04-100-602	圆边铁芯PU, 红色 Iron core PU wheel	-15℃~80℃	100*50	250	
04-125-602			125*50	300	
04-150-602			150*50	350	
04-200-602			200*50	450	



(167)

NO. Model型号	Wheel Diameter & Tread Width 轮子直径*轮宽 (mm)	Load 承重 (kgs)	Axle Offset 转动半径 (mm)	Bracket Thickness 支架板厚 (mm)	Load Height 安装高度 (mm)	Top-Plate Size 底板尺寸 (mm)	Bolt Hole Spacing 安装孔位 (mm)	Bolt Hole Diameter 螺丝孔径 (mm)
Z04-100F-602	100*50	250	/	5.5	143	113*98	84*71	11
Z04-125F-602	125*50	300	/	5.5	165	113*98	84*71	11
Z04-150F-602	150*50	350	/	5.5	190	113*98	84*71	11
Z04-200F-602	200*50	450	/	5.5	240	113*98	84*71	11




(168)

NO. Model型号	Wheel Diameter & Tread Width 轮子直径*轮宽 (mm)	Load 承重 (kgs)	Axle Offset 转动半径 (mm)	Bracket Thickness 支架板厚 (mm)	Load Height 安装高度 (mm)	Top-Plate Size 底板尺寸 (mm)	Bolt Hole Spacing 安装孔位 (mm)	Bolt Hole Diameter 螺丝孔径 (mm)
Z04-100S-602	100*50	250	/	5.5/5.5	143	113*98	84*71	11
Z04-125S-602	125*50	300	/	5.5/5.5	165	113*98	84*71	11
Z04-150S-602	150*50	350	/	5.5/5.5	190	113*98	84*71	11
Z04-200S-602	200*50	450	/	5.5/5.5	240	113*98	84*71	11



(169)

NO. Model型号	Wheel Diameter & Tread Width 轮子直径*轮宽 (mm)	Load 承重 (kgs)	Axle Offset 转动半径 (mm)	Bracket Thickness 支架板厚 (mm)	Load Height 安装高度 (mm)	Top-Plate Size 底板尺寸 (mm)	Bolt Hole Spacing 安装孔位 (mm)	Bolt Hole Diameter 螺丝孔径 (mm)
Z04-100S4-602	100*50	250	/	5.5/5.5	143	113*98	84*71	11
Z04-125S4-602	125*50	300	/	5.5/5.5	165	113*98	84*71	11
Z04-150S4-602	150*50	350	/	5.5/5.5	190	113*98	84*71	11
Z04-200S4-602	200*50	450	/	5.5/5.5	240	113*98	84*71	11



(170)

NO. Model型号	Wheel Diameter & Tread Width 轮子直径*轮宽 (mm)	Load 承重 (kgs)	Axle Offset 转动半径 (mm)	Bracket Thickness 支架板厚 (mm)	Load Height 安装高度 (mm)	Top-Plate Size 底板尺寸 (mm)	Bolt Hole Spacing 安装孔位 (mm)	Bolt Hole Diameter 螺丝孔径 (mm)
Z04-100S3-602	100*50	250	/	5.5/5.5	143	113*98	84*71	11
Z04-125S3-602	125*50	300	/	5.5/5.5	165	113*98	84*71	11
Z04-150S3-602	150*50	350	/	5.5/5.5	190	113*98	84*71	11
Z04-200S3-602	200*50	450	/	5.5/5.5	240	113*98	84*71	11



美式重型（韩式铝芯PU轮）
Heavy Duty Casters - Korean style aluminum core PU wheel
(Double ball bearings)



(171)

NO. Model型号	Wheel Material 轮子材质	Temperature 温度范围 (kgs)	Wheel Diameter & Tread Width 轮子直径*轮宽 (mm)	Load 承重 (kgs)	Bearing 轴承 (mm)
04-100-622	圆边铝芯PU, 橙色 Aluminum core PU wheel	-15℃~80℃	100*50	250	
04-125-622			125*50	300	
04-150-622			150*50	350	
04-200-622			200*50	450	



(172)

NO. Model型号	Wheel Diameter & Tread Width 轮子直径*轮宽 (mm)	Load 承重 (kgs)	Axle Offset 转动半径 (mm)	Bracket Thickness 支架板厚 (mm)	Load Height 安装高度 (mm)	Top-Plate Size 底板尺寸 (mm)	Bolt Hole Spacing 安装孔位 (mm)	Bolt Hole Diameter 螺丝孔径 (mm)
Z04-100F-622	100*50	250	/	5.5	143	113*98	84*71	11
Z04-125F-622	125*50	300	/	5.5	165	113*98	84*71	11
Z04-150F-622	150*50	350	/	5.5	190	113*98	84*71	11
Z04-200F-622	200*50	450	/	5.5	240	113*98	84*71	11



(173)

NO. Model型号	Wheel Diameter & Tread Width 轮子直径*轮宽 (mm)	Load 承重 (kgs)	Axle Offset 转动半径 (mm)	Bracket Thickness 支架板厚 (mm)	Load Height 安装高度 (mm)	Top-Plate Size 底板尺寸 (mm)	Bolt Hole Spacing 安装孔位 (mm)	Bolt Hole Diameter 螺丝孔径 (mm)
Z04-100S-622	100*50	250	36	5.5/5.5	143	113*98	84*71	11
Z04-125S-622	125*50	300	36	5.5/5.5	165	113*98	84*71	11
Z04-150S-622	150*50	350	36	5.5/5.5	190	113*98	84*71	11
Z04-200S-622	200*50	450	36	5.5/5.5	240	113*98	84*71	11



(174)

NO. Model型号	Wheel Diameter & Tread Width 轮子直径*轮宽 (mm)	Load 承重 (kgs)	Axle Offset 转动半径 (mm)	Bracket Thickness 支架板厚 (mm)	Load Height 安装高度 (mm)	Top-Plate Size 底板尺寸 (mm)	Bolt Hole Spacing 安装孔位 (mm)	Bolt Hole Diameter 螺丝孔径 (mm)
Z04-100S4-622	100*50	250	36	5.5/5.5	143	113*98	84*71	11
Z04-125S4-622	125*50	300	36	5.5/5.5	165	113*98	84*71	11
Z04-150S4-622	150*50	350	36	5.5/5.5	190	113*98	84*71	11
Z04-200S4-622	200*50	450	36	5.5/5.5	240	113*98	84*71	11



(175)

NO. Model型号	Wheel Diameter & Tread Width 轮子直径*轮宽 (mm)	Load 承重 (kgs)	Axle Offset 转动半径 (mm)	Bracket Thickness 支架板厚 (mm)	Load Height 安装高度 (mm)	Top-Plate Size 底板尺寸 (mm)	Bolt Hole Spacing 安装孔位 (mm)	Bolt Hole Diameter 螺丝孔径 (mm)
Z04-100S3-622	100*50	250	/	5.5/5.5	143	113*98	84*71	11
Z04-125S3-622	125*50	300	/	5.5/5.5	165	113*98	84*71	11
Z04-150S3-622	150*50	350	/	5.5/5.5	190	113*98	84*71	11
Z04-200S3-622	200*50	450	/	5.5/5.5	240	113*98	84*71	11



美式重型（棕色耐高温轮 280℃）
Heavy Duty casters - Hi-Temp wheel
(Double ball bearings)



(176)

NO. Model型号	Wheel Material 轮子材质	Temperature 温度范围 (kgs)	Wheel Diameter & Tread Width 轮子直径*轮宽 (mm)	Load 承重 (kgs)	Bearing 轴承 (mm)
04-100-622	耐280℃高温轮 280 °C high temperature resistant wheel	-15°C~260°C	100*50	200	
04-125-622			125*50	250	
04-150-622			150*50	280	
04-200-622			200*50	350	



(177)

NO. Model型号	Wheel Diameter & Tread Width 轮子直径*轮宽 (mm)	Load 承重 (kgs)	Axle Offset 转动半径 (mm)	Bracket Thickness 支架板厚 (mm)	Load Height 安装高度 (mm)	Top-Plate Size 底板尺寸 (mm)	Bolt Hole Spacing 安装孔位 (mm)	Bolt Hole Diameter 螺丝孔径 (mm)
Z04-100F-622	100*50	200	/	5.5	143	113*98	84*71	11
Z04-125F-622	125*50	250	/	5.5	165	113*98	84*71	11
Z04-150F-622	150*50	280	/	5.5	190	113*98	84*71	11
Z04-200F-622	200*50	350	/	5.5	240	113*98	84*71	11



(178)

NO. Model型号	Wheel Diameter & Tread Width 轮子直径*轮宽 (mm)	Load 承重 (kgs)	Axle Offset 转动半径 (mm)	Bracket Thickness 支架板厚 (mm)	Load Height 安装高度 (mm)	Top-Plate Size 底板尺寸 (mm)	Bolt Hole Spacing 安装孔位 (mm)	Bolt Hole Diameter 螺丝孔径 (mm)
Z04-100S-622	100*50	200	/	5.5/5.5	143	113*98	84*71	11
Z04-125S-622	125*50	250	/	5.5/5.5	165	113*98	84*71	11
Z04-150S-622	150*50	280	/	5.5/5.5	190	113*98	84*71	11
Z04-200S-622	200*50	350	/	5.5/5.5	240	113*98	84*71	11



(179)

NO. Model型号	Wheel Diameter & Tread Width 轮子直径*轮宽 (mm)	Load 承重 (kgs)	Axle Offset 转动半径 (mm)	Bracket Thickness 支架板厚 (mm)	Load Height 安装高度 (mm)	Top-Plate Size 底板尺寸 (mm)	Bolt Hole Spacing 安装孔位 (mm)	Bolt Hole Diameter 螺丝孔径 (mm)
Z04-100S4-622	100*50	200	/	5.5/5.5	143	113*98	84*71	11
Z04-125S4-622	125*50	250	/	5.5/5.5	165	113*98	84*71	11
Z04-150S4-622	150*50	280	/	5.5/5.5	190	113*98	84*71	11
Z04-200S4-622	200*50	350	/	5.5/5.5	240	113*98	84*71	11



美式重型（铸铁单轴橡胶轮）
Heavy Duty casters - Rubber on cast iron caster
(Roller bearing)



(180)

NO. Model型号	Wheel Material 轮子材质	Temperature 温度范围 (kgs)	Wheel Diameter & Tread Width 轮子直径*轮宽 (mm)	Load 承重 (kgs)	Bearing 轴承 (mm)
04-100-542	黑橡胶轮 Black rubber wheel	-15°C~260°C	100*50	200	
04-125-542			125*50	250	
04-150-542			150*50	280	
04-200-542			200*50	350	



(181)

NO. Model型号	Wheel Diameter & Tread Width 轮子直径*轮宽 (mm)	Load 承重 (kgs)	Axle Offset 转动半径 (mm)	Bracket Thickness 支架板厚 (mm)	Load Height 安装高度 (mm)	Top-Plate Size 底板尺寸 (mm)	Bolt Hole Spacing 安装孔位 (mm)	Bolt Hole Diameter 螺丝孔径 (mm)
Z04-100F-542	100*50	200	/	5.5	143	113*98	84*71	11
Z04-125F-542	125*50	250	/	5.5	165	113*98	84*71	11
Z04-150F-542	150*50	280	/	5.5	190	113*98	84*71	11
Z04-200F-542	200*50	350	/	5.5	240	113*98	84*71	11



(182)

NO. Model型号	Wheel Diameter & Tread Width 轮子直径*轮宽 (mm)	Load 承重 (kgs)	Axle Offset 转动半径 (mm)	Bracket Thickness 支架板厚 (mm)	Load Height 安装高度 (mm)	Top-Plate Size 底板尺寸 (mm)	Bolt Hole Spacing 安装孔位 (mm)	Bolt Hole Diameter 螺丝孔径 (mm)
Z04-100S-542	100*50	200	36	5.5/5.5	143	113*98	84*71	11
Z04-125S-542	125*50	250	36	5.5/5.5	165	113*98	84*71	11
Z04-150S-542	150*50	280	36	5.5/5.5	190	113*98	84*71	11
Z04-200S-542	200*50	350	36	5.5/5.5	240	113*98	84*71	11



(183)

NO. Model型号	Wheel Diameter & Tread Width 轮子直径*轮宽 (mm)	Load 承重 (kgs)	Axle Offset 转动半径 (mm)	Bracket Thickness 支架板厚 (mm)	Load Height 安装高度 (mm)	Top-Plate Size 底板尺寸 (mm)	Bolt Hole Spacing 安装孔位 (mm)	Bolt Hole Diameter 螺丝孔径 (mm)
Z04-100S4-542	100*50	200	36	5.5/5.5	143	113*98	84*71	11
Z04-125S4-542	125*50	250	36	5.5/5.5	165	113*98	84*71	11
Z04-150S4-542	150*50	280	36	5.5/5.5	190	113*98	84*71	11
Z04-200S4-542	200*50	350	36	5.5/5.5	240	113*98	84*71	11



(184)


NO. Model型号	Wheel Diameter & Tread Width 轮子直径*轮宽 (mm)	Load 承重 (kgs)	Axle Offset 转动半径 (mm)	Bracket Thickness 支架板厚 (mm)	Load Height 安装高度 (mm)	Top-Plate Size 底板尺寸 (mm)	Bolt Hole Spacing 安装孔位 (mm)	Bolt Hole Diameter 螺丝孔径 (mm)
Z04-100S3-542	100*50	200	36	5.5/5.5	143	113*98	84*71	11
Z04-125S3-542	125*50	250	36	5.5/5.5	165	113*98	84*71	11
Z04-150S3-542	150*50	280	36	5.5/5.5	190	113*98	84*71	11
Z04-200S3-542	200*50	350	36	5.5/5.5	240	113*98	84*71	11



重型高温尼龙轮
Heavy Duty Hi-temp.Nylon Caster



(185)

NO. Model型号	Wheel Material 轮子材质	Temperature 温度范围 (kgs)	Wheel Diameter & Tread Width 轮子直径*轮宽 (mm)	Load 承重 (kgs)	Bearing 轴承 (mm)
13-100-112B	高温尼龙 Hi-temp.Nylon	-15°C~260°C	100*50	270	
13-125-112B			125*50	320	
13-150-112B			150*50	430	
13-200-112B			200*50	480	



(186)

NO. Model型号	Wheel Diameter & Tread Width 轮子直径*轮宽 (mm)	Load 承重 (kgs)	Axle Offset 转动半径 (mm)	Bracket Thickness 支架板厚 (mm)	Load Height 安装高度 (mm)	Top-Plate Size 底板尺寸 (mm)	Bolt Hole Spacing 安装孔位 (mm)	Bolt Hole Diameter 螺丝孔径 (mm)
Z13-02-100-112B	100*50	270	/	5.5	138	114*98	82*70	11
Z13-02-125-112B	125*50	320	/	5.5	160	114*98	82*70	11
Z13-02-150-112B	150*50	430	/	5.5	185	114*98	82*70	11
Z13-02-200-112B	200*50	480	/	5.5	230	114*98	82*70	11



(187)

NO. Model型号	Wheel Diameter & Tread Width 轮子直径*轮宽 (mm)	Load 承重 (kgs)	Axle Offset 转动半径 (mm)	Bracket Thickness 支架板厚 (mm)	Load Height 安装高度 (mm)	Top-Plate Size 底板尺寸 (mm)	Bolt Hole Spacing 安装孔位 (mm)	Bolt Hole Diameter 螺丝孔径 (mm)
Z13-01-100-112B	100*50	270	/	/	138	114*98	82*70	11
Z13-01-125-112B	125*50	320	/	/	160	114*98	82*70	11
Z13-01-150-112B	150*50	430	/	/	185	114*98	82*70	11
Z13-01-200-112B	200*50	480	/	/	230	114*98	82*70	11



(188)

NO. Model型号	Wheel Diameter & Tread Width 轮子直径*轮宽 (mm)	Load 承重 (kgs)	Axle Offset 转动半径 (mm)	Bracket Thickness 支架板厚 (mm)	Load Height 安装高度 (mm)	Top-Plate Size 底板尺寸 (mm)	Bolt Hole Spacing 安装孔位 (mm)	Bolt Hole Diameter 螺丝孔径 (mm)
Z13-01B-100-112B	100*50	270	/	/	138	114*98	82*70	11
Z13-01B-125-112B	125*50	320	/	/	160	114*98	82*70	11
Z13-01B-150-112B	150*50	430	/	/	185	114*98	82*70	11
Z13-01B-200-112B	200*50	480	/	/	230	114*98	82*70	11



(189)


NO. Model型号	Wheel Diameter & Tread Width 轮子直径*轮宽 (mm)	Load 承重 (kgs)	Axle Offset 转动半径 (mm)	Bracket Thickness 支架板厚 (mm)	Load Height 安装高度 (mm)	Top-Plate Size 底板尺寸 (mm)	Bolt Hole Spacing 安装孔位 (mm)	Bolt Hole Diameter 螺丝孔径 (mm)
Z13-01A-100-112B	100*50	270	/	5.5	138	114*98	82*70	11
Z13-01A-125-112B	125*50	320	/	5.5	160	114*98	82*70	11
Z13-01A-150-112B	150*50	430	/	5.5	185	114*98	82*70	11
Z13-01A-200-112B	200*50	480	/	5.5	230	114*98	82*70	11



重型铝芯高弹力橡胶轮
Heavy Duty Elastic rubber on Aluminum Caster



(190)

NO. Model型号	Wheel Material 轮子材质	Temperature 温度范围 (kgs)	Wheel Diameter & Tread Width 轮子直径*轮宽 (mm)	Load 承重 (kgs)	Bearing 轴承 (mm)
13-100-342B	铝芯黑橡胶 Aluminum core black rubber	-15°C~80°C	100*50	220	
13-125-342B			125*50	300	
13-150-342B			150*50	400	
13-200-342B			200*50	460	



(191)

NO. Model型号	Wheel Diameter & Tread Width 轮子直径*轮宽 (mm)	Load 承重 (kgs)	Axle Offset 转动半径 (mm)	Bracket Thickness 支架板厚 (mm)	Load Height 安装高度 (mm)	Top-Plate Size 底板尺寸 (mm)	Bolt Hole Spacing 安装孔位 (mm)	Bolt Hole Diameter 螺丝孔径 (mm)
Z13-02-100-342B	100*50	220	/	5.5	138	114*98	82*70	11
Z13-02-125-342B	125*50	300	/	5.5	160	114*98	82*70	11
Z13-02-150-342B	150*50	400	/	5.5	185	114*98	82*70	11
Z13-02-200-342B	200*50	460	/	5.5	230	114*98	82*70	11



(192)

NO. Model型号	Wheel Diameter & Tread Width 轮子直径*轮宽 (mm)	Load 承重 (kgs)	Axle Offset 转动半径 (mm)	Bracket Thickness 支架板厚 (mm)	Load Height 安装高度 (mm)	Top-Plate Size 底板尺寸 (mm)	Bolt Hole Spacing 安装孔位 (mm)	Bolt Hole Diameter 螺丝孔径 (mm)
Z13-01-100-342B	100*50	220	/	/	138	114*98	82*70	11
Z13-01-125-342B	125*50	300	/	/	160	114*98	82*70	11
Z13-01-150-342B	150*50	400	/	/	185	114*98	82*70	11
Z13-01-200-342B	200*50	460	/	/	230	114*98	82*70	11



(193)

NO. Model型号	Wheel Diameter & Tread Width 轮子直径*轮宽 (mm)	Load 承重 (kgs)	Axle Offset 转动半径 (mm)	Bracket Thickness 支架板厚 (mm)	Load Height 安装高度 (mm)	Top-Plate Size 底板尺寸 (mm)	Bolt Hole Spacing 安装孔位 (mm)	Bolt Hole Diameter 螺丝孔径 (mm)
Z13-01B-100-342B	100*50	220	/	/	138	114*98	82*70	11
Z13-01B-125-342B	125*50	300	/	/	160	114*98	82*70	11
Z13-01B-150-342B	150*50	400	/	/	185	114*98	82*70	11
Z13-01B-200-342B	200*50	460	/	/	230	114*98	82*70	11



(194)


NO. Model型号	Wheel Diameter & Tread Width 轮子直径*轮宽 (mm)	Load 承重 (kgs)	Axle Offset 转动半径 (mm)	Bracket Thickness 支架板厚 (mm)	Load Height 安装高度 (mm)	Top-Plate Size 底板尺寸 (mm)	Bolt Hole Spacing 安装孔位 (mm)	Bolt Hole Diameter 螺丝孔径 (mm)
Z13-01C-100-342B	100*50	220	/	/	138	114*98	82*70	11
Z13-01C-125-342B	125*50	300	/	/	160	114*98	82*70	11
Z13-01C-150-342B	150*50	400	/	/	185	114*98	82*70	11
Z13-01C-200-342B	200*50	460	/	/	230	114*98	82*70	11



重型铁芯红面聚氨酯PU轮
Heavy duty iron core red faced polyurethane PU wheel



(195)

NO. Model型号	Wheel Material 轮子材质	Temperature 温度范围 (kgs)	Wheel Diameter & Tread Width 轮子直径*轮宽 (mm)	Load 承重 (kgs)	Bearing 轴承 (mm)
13-100-412R	铁芯聚氨酯PU Iron Core polyurethane PU	-15°C~80°C	100*50	270	
13-125-412R			125*50	320	
13-150-412R			150*50	430	
13-200-412R			200*50	480	



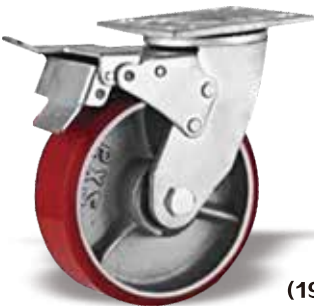
(196)

NO. Model型号	Wheel Diameter & Tread Width 轮子直径*轮宽 (mm)	Load 承重 (kgs)	Axle Offset 转动半径 (mm)	Bracket Thickness 支架板厚 (mm)	Load Height 安装高度 (mm)	Top-Plate Size 底板尺寸 (mm)	Bolt Hole Spacing 安装孔位 (mm)	Bolt Hole Diameter 螺丝孔径 (mm)
Z13-02-100-412R	100*50	270	/	/	138	114*98	82*70	11
Z13-02-125-412R	125*50	320	/	/	160	114*98	82*70	11
Z13-02-150-412R	150*50	430	/	/	185	114*98	82*70	11
Z13-02-200-412R	200*50	480	/	/	230	114*98	82*70	11




(197)

NO. Model型号	Wheel Diameter & Tread Width 轮子直径*轮宽 (mm)	Load 承重 (kgs)	Axle Offset 转动半径 (mm)	Bracket Thickness 支架板厚 (mm)	Load Height 安装高度 (mm)	Top-Plate Size 底板尺寸 (mm)	Bolt Hole Spacing 安装孔位 (mm)	Bolt Hole Diameter 螺丝孔径 (mm)
Z13-01-100-412R	100*50	270	/	/	138	114*98	82*70	11
Z13-01-125-412R	125*50	320	/	/	160	114*98	82*70	11
Z13-01-150-412R	150*50	430	/	/	185	114*98	82*70	11
Z13-01-200-412R	200*50	480	/	/	230	114*98	82*70	11



(198)

NO. Model型号	Wheel Diameter & Tread Width 轮子直径*轮宽 (mm)	Load 承重 (kgs)	Axle Offset 转动半径 (mm)	Bracket Thickness 支架板厚 (mm)	Load Height 安装高度 (mm)	Top-Plate Size 底板尺寸 (mm)	Bolt Hole Spacing 安装孔位 (mm)	Bolt Hole Diameter 螺丝孔径 (mm)
Z13-01B-100-412R	100*50	270	/	/	138	114*98	82*70	11
Z13-01B-125-412R	125*50	320	/	/	160	114*98	82*70	11
Z13-01B-150-412R	150*50	430	/	/	185	114*98	82*70	11
Z13-01B-200-412R	200*50	480	/	/	230	114*98	82*70	11



(199)


NO. Model型号	Wheel Diameter & Tread Width 轮子直径*轮宽 (mm)	Load 承重 (kgs)	Axle Offset 转动半径 (mm)	Bracket Thickness 支架板厚 (mm)	Load Height 安装高度 (mm)	Top-Plate Size 底板尺寸 (mm)	Bolt Hole Spacing 安装孔位 (mm)	Bolt Hole Diameter 螺丝孔径 (mm)
Z13-01A-100-412R	100*50	270	/	/	138	114*98	82*70	11
Z13-01A-125-412R	125*50	320	/	/	160	114*98	82*70	11
Z13-01A-150-412R	150*50	430	/	/	185	114*98	82*70	11
Z13-01A-200-412R	200*50	480	/	/	230	114*98	82*70	11



重型铝芯橙面聚氨酯PU轮
Heavy duty aluminum core orange faced polyurethane PU wheel



(200)

NO. Model型号	Wheel Material 轮子材质	Temperature 温度范围 (kgs)	Wheel Diameter & Tread Width 轮子直径*轮宽 (mm)	Load 承重 (kgs)	Bearing 轴承 (mm)
4"	铝芯聚氨酯PU Aluminum core polyurethane PU	-15°C~80°C	100*50	270	
5"			125*50	320	
6"			150*50	430	
8"			200*50	480	



(201)

NO. Model型号	Wheel Diameter & Tread Width 轮子直径*轮宽 (mm)	Load 承重 (kgs)	Axle Offset 转动半径 (mm)	Bracket Thickness 支架板厚 (mm)	Load Height 安装高度 (mm)	Top-Plate Size 底板尺寸 (mm)	Bolt Hole Spacing 安装孔位 (mm)	Bolt Hole Diameter 螺丝孔径 (mm)
4"	100*50	300	84	5.5/5.5	143	113*98	84*71	11*20
5"	125*50	330	102	5.5/5.5	163	113*98	84*71	11*20
6"	150*50	350	120	5.5/5.5	190	113*98	84*71	11*20
8"	200*50	400	143	5.5/5.5	240	113*98	84*71	11*20



(202)

NO. Model型号	Wheel Diameter & Tread Width 轮子直径*轮宽 (mm)	Load 承重 (kgs)	Axle Offset 转动半径 (mm)	Bracket Thickness 支架板厚 (mm)	Load Height 安装高度 (mm)	Top-Plate Size 底板尺寸 (mm)	Bolt Hole Spacing 安装孔位 (mm)	Bolt Hole Diameter 螺丝孔径 (mm)
4"	100*50	300	84	5.5/5.5	143	113*98	84*71	11*20
5"	125*50	330	102	5.5/5.5	163	113*98	84*71	11*20
6"	150*50	350	120	5.5/5.5	190	113*98	84*71	11*20
8"	200*50	400	143	5.5/5.5	240	113*98	84*71	11*20



(203)

NO. Model型号	Wheel Diameter & Tread Width 轮子直径*轮宽 (mm)	Load 承重 (kgs)	Axle Offset 转动半径 (mm)	Bracket Thickness 支架板厚 (mm)	Load Height 安装高度 (mm)	Top-Plate Size 底板尺寸 (mm)	Bolt Hole Spacing 安装孔位 (mm)	Bolt Hole Diameter 螺丝孔径 (mm)
4"	100*50	300	84	5.5/5.5	143	113*98	84*71	11*20
5"	125*50	330	102	5.5/5.5	163	113*98	84*71	11*20
6"	150*50	350	120	5.5/5.5	190	113*98	84*71	11*20
8"	200*50	400	143	5.5/5.5	240	113*98	84*71	11*20



(204)

NO. Model型号	Wheel Diameter & Tread Width 轮子直径*轮宽 (mm)	Load 承重 (kgs)	Axle Offset 转动半径 (mm)	Bracket Thickness 支架板厚 (mm)	Load Height 安装高度 (mm)	Top-Plate Size 底板尺寸 (mm)	Bolt Hole Spacing 安装孔位 (mm)	Bolt Hole Diameter 螺丝孔径 (mm)
4"	100*50	300	84	5.5/5.5	143	113*98	84*71	11*20
5"	125*50	330	102	5.5/5.5	163	113*98	84*71	11*20
6"	150*50	350	120	5.5/5.5	190	113*98	84*71	11*20
8"	200*50	400	143	5.5/5.5	240	113*98	84*71	11*20



重型铁皮红芯黑面烽火轮
Heavy duty iron core black faced rubber wheel



(205)

NO. Model型号	Wheel Material 轮子材质	Temperature 温度范围 (kgs)	Wheel Diameter & Tread Width 轮子直径*轮宽 (mm)	Load 承重 (kgs)	Bearing 轴承 (mm)
4"	铁芯实心橡胶 Iron core solid rubber	-15°C~80°C	100*50	270	
5"			125*50	320	
6"			150*50	430	
8"			200*50	480	



(206)

NO. Model型号	Wheel Diameter & Tread Width 轮子直径*轮宽 (mm)	Load 承重 (kgs)	Axle Offset 转动半径 (mm)	Bracket Thickness 支架板厚 (mm)	Load Height 安装高度 (mm)	Top-Plate Size 底板尺寸 (mm)	Bolt Hole Spacing 安装孔位 (mm)	Bolt Hole Diameter 螺丝孔径 (mm)
4"	100*50	300	84	5.5/5.5	143	113*98	84*71	11*20
5"	125*50	330	102	5.5/5.5	163	113*98	84*71	11*20
6"	150*50	350	120	5.5/5.5	190	113*98	84*71	11*20
8"	200*50	400	143	5.5/5.5	240	113*98	84*71	11*20



(207)

NO. Model型号	Wheel Diameter & Tread Width 轮子直径*轮宽 (mm)	Load 承重 (kgs)	Axle Offset 转动半径 (mm)	Bracket Thickness 支架板厚 (mm)	Load Height 安装高度 (mm)	Top-Plate Size 底板尺寸 (mm)	Bolt Hole Spacing 安装孔位 (mm)	Bolt Hole Diameter 螺丝孔径 (mm)
4"	100*50	300	84	5.5/5.5	143	113*98	84*71	11*20
5"	125*50	330	102	5.5/5.5	163	113*98	84*71	11*20
6"	150*50	350	120	5.5/5.5	190	113*98	84*71	11*20
8"	200*50	400	143	5.5/5.5	240	113*98	84*71	11*20



(208)

NO. Model型号	Wheel Diameter & Tread Width 轮子直径*轮宽 (mm)	Load 承重 (kgs)	Axle Offset 转动半径 (mm)	Bracket Thickness 支架板厚 (mm)	Load Height 安装高度 (mm)	Top-Plate Size 底板尺寸 (mm)	Bolt Hole Spacing 安装孔位 (mm)	Bolt Hole Diameter 螺丝孔径 (mm)
4"	100*50	300	84	5.5/5.5	143	113*98	84*71	11*20
5"	125*50	330	102	5.5/5.5	163	113*98	84*71	11*20
6"	150*50	350	120	5.5/5.5	190	113*98	84*71	11*20
8"	200*50	400	143	5.5/5.5	240	113*98	84*71	11*20



金钻-电泳双轴白芯黑面聚氯乙烯(PVC)
Gold drill- electrophoresis biaxial white core black surface polyvinyl chloride (PVC)



(209)
平底万向
Universal flat



(210)
平底万向刹车
Universal double
brake flat



(211)
平底定向
Fixed




(212)
丝杆万向
Silk pole universal



(213)
丝杆万向边刹
Silk pole universal
side brake



(214)
孔顶万向
hole universal



(215)
插杆万向刹车
rod circlip
universal brake



(216)
孔顶万向刹车
hole Universal brake

NO. Model型号	Wheel Diameter & Tread Width 轮子直径*轮宽 (mm)	Load 承重 (kgs)	Axle Offset 转动半径 (mm)	Bracket Thickness 支架板厚 (mm)	Load Height 安装高度 (mm)	Top-Plate Size 底板尺寸 (mm)	Bolt Hole Spacing 安装孔位 (mm)	Bolt Hole Diameter 螺丝孔径 (mm)	Wheel Material 轮子材质	Bearing 轴承 (mm)
1.5"	40*22	30	51	1.8/1.5	60	60*43.5	44*30	6.3*9.3	PVC/PP	6080
2"	50*24	40	54	2.0/1.8	73	71*51	51*35	8*10.5	PVC/PP	6080
2.5"	65*32	60	64	3.0/2.3	91	92.6*63.2	73*45	8.2*11.2	PVC/PP	6001
3"	75*32	70	66	3.0/2.3	102	92.6*63.2	73*45	8.2*11.2	PVC/PP	6001
4"	100*32	80	77	3.0/2.3	128	92.6*63.2	73*45	8.2*11.2	PVC/PP	6001
5"	125*32	80	91	3.0/2.3	152	92.6*63.2	73*45	8.2*11.2	PVC/PP	6001



金钻-电泳双轴黑芯橙面聚氯乙烯(PVC)
Gold drill - electrophoresis biaxial black core orange face polyvinyl chloride (PVC)

ELECTROPHORETIC BIAxIAL SERIES
电泳双轴系列



NO. Model型号	Wheel Diameter & Tread Width 轮子直径*轮宽 (mm)	Load 承重 (kgs)	Axle Offset 转动半径 (mm)	Bracket Thickness 支架板厚 (mm)	Load Height 安装高度 (mm)	Top-Plate Size 底板尺寸 (mm)	Bolt Hole Spacing 安装孔位 (mm)	Bolt Hole Diameter 螺丝孔径 (mm)	Wheel Material 轮子材质	Bearing 轴承 (mm)
1.5"	40*22	60	51	1.8/1.5	60	60*43.5	44*30	6.3*9.3	PVC/PP	6080
2"	50*24	70	54	2.0/1.8	73	71*51	51*35	8*10.5	PVC/PP	6080
2.5"	65*32	80	64	3.0/2.3	91	92.6*63.2	73*45	8.2*11.2	PVC/PP	6001
3"	75*32	90	66	3.0/2.3	102	92.6*63.2	73*45	8.2*11.2	PVC/PP	6001
4"	100*32	120	77	3.0/2.3	128	92.6*63.2	73*45	8.2*11.2	PVC/PP	6001
5"	125*32	140	91	3.0/2.3	152	92.6*63.2	73*45	8.2*11.2	PVC/PP	6001



灰胶轮系列
Grey rubber wheel series

GREY RUBBER WHEEL SERIES
灰胶轮系列



 NO. Model型号	 Wheel Diameter & Tread Width 轮子直径*轮宽 (mm)	 Load 承重 (kgs)	 Axle Offset 转动半径 (mm)	 Bracket Thickness 支架板厚 (mm)	 Load Height 安装高度 (mm)	 Top-Plate Size 底板尺寸 (mm)	 Bolt Hole Spacing 安装孔位 (mm)	 Bolt Hole Diameter 螺丝孔径 (mm)	Wheel Material 轮子材质	Bearing 轴承 (mm)		
2"	50*17	30	45	1.2/1.2	71	68*47	50*50	53*33	35*35	6.5*12	PVC	/
2.5"	65*21	35	63	2.0/1.8	91	100*58	65*65	81*40	48*48	6.5*12	PVC	/
3"	75*21	45	65	2.0/1.8	101	100*58	65*65	81*40	48*48	6.5*12	PVC	/
4"	100*27	55	84	2.0/1.8	128	100*58	76*76	81*40	53*53	8.3*15.3	PVC	/
5"	125*27	65	97	2.0/1.8	152	100*58	76*76	81*40	53*53	8.3*15.3	PVC	/



灰胶-黑芯红面聚氯乙烯(PVC)
Grey adhesive - black core red face polyvinyl chloride (PVC)

灰胶轮系列
GREY RUBBER WHEEL SERIES



(227)
平底万向
Universal flat



(228)
平底万向刹车
Universal double
brake flat



(229)
平底定向
Fixed



(230)
丝杆万向
Silk pole universal



(231)
丝杆万向刹车
Silk pole universal brake

 NO. Model型号	 Wheel Diameter & Tread Width 轮子直径*轮宽 (mm)	 Load 承重 (kgs)	 Axle Offset 转动半径 (mm)	 Bracket Thickness 支架板厚 (mm)	 Load Height 安装高度 (mm)	 Top-Plate Size 底板尺寸 (mm)	 Bolt Hole Spacing 安装孔位 (mm)	 Bolt Hole Diameter 螺丝孔径 (mm)	 Wheel Material 轮子材质	 Bearing 轴承 (mm)		
2"	50*17	30	45	1.2/1.2	71	68*47	50*50	53*33	35*35	6.5*12	PVC	/
2.5"	65*21	35	64	2.0/1.8	91	100*58	65*65	81*40	48*48	6.5*12	PVC	/
3"	75*21	45	65	2.0/1.8	101	100*58	65*65	81*40	48*48	6.5*12	PVC	/
4"	100*27	55	84	2.0/1.8	128	100*58	76*76	81*40	53*53	8.3*15.3	PVC	/
5"	125*27	65	97	2.0/1.8	152	100*58	76*76	81*40	53*53	8.3*15.3	PVC	/



灰胶-灰芯蓝面带盖橡胶(NP)
Grey Rubber - Grey Core Blue Face rubber with cover (NP)

灰胶轮系列
GREY RUBBER WHEEL SERIES



(232)
平底万向
Universal flat



(233)
平底万向刹车
Universal double
brake flat



(234)
丝杆万向
Silk pole universal



(235)
丝杆万向刹车
Silk pole universal brake



(236)
孔顶万向
hole universal



(237)
插杆万向刹车
rod circlip
universal brake



(238)
孔顶万向刹车
hole Universal brake

 NO. Model型号	 Wheel Diameter & Tread Width 轮子直径*轮宽 (mm)	 Load 承重 (kgs)	 Axle Offset 转动半径 (mm)	 Bracket Thickness 支架板厚 (mm)	 Load Height 安装高度 (mm)	 Top-Plate Size 底板尺寸 (mm)	 Bolt Hole Spacing 安装孔位 (mm)	 Bolt Hole Diameter 螺丝孔径 (mm)	 Wheel Material 轮子材质	Bearing 轴承 (mm)		
2"	50*17	30	45	1.2/1.2	71	68*47	50*50	53*33	35*35	6.5*12	NP	/
2.5"	65*21	35	64	2.0/1.8	91	100*58	65*65	81*40	48*48	6.5*12	NP	/
3"	75*21	45	65	2.0/1.8	101	100*58	65*65	81*40	48*48	6.5*12	NP	/
4"	100*27	55	84	2.0/1.8	128	100*58	76*76	81*40	53*53	8.3*15.3	NP	/
5"	125*27	65	97	2.0/1.8	152	100*58	76*76	81*40	53*53	8.3*15.3	NP	/



TPR灰胶轮
TPR Light Duty Castor

灰胶轮系列
GREY RUBBER WHEEL SERIES



(239)
12-S-TPR



(240)
12-R-TPR



(241)
12-STB-TPR



(242)
12-T-TPR



(243)
12-TB-TPR



(244)
12-H-TPR



(245)
12-HTB-TPR

NO. Model型号	Wheel Diameter & Tread Width 轮子直径*轮宽 (mm)	Load 承重 (kgs)	Load Height 安装高度 (mm)	Top-Plate Size 底板尺寸 (mm)	Bolt Hole Spacing 安装孔位 (mm)	Bolt Hole Diameter 螺丝孔径 (mm)	Axle Size 轴尺寸 (mm)	Bore Hole Size 钻孔尺寸 (mm)	Stem Size 杆尺寸 (mm)
2"	50*18	40	72	50*50	35*35	6.5*12	/	/	/
3"	75*24	60	101	65*65	45*45	6.5*12	M12*30	/	/
4"	100*25	80	124	65*65	45*45	6.5*12	M12*30	/	/



轻型-韩款白芯红面聚氯乙烯(PVC)
Light weight - Korean style with white core and red face polyvinyl chloride (PVC)

轻型轮系列
LIGHT WHEEL SERIES



(246)
平底万向
Universal flat



(247)
平底万向边刹
Universal Edge
brake flat














(248)
平底定向
Fixed



(249)
丝杆万向
Silk pole universal



(250)
丝杆万向边刹
Silk pole universal
side brake

 NO. Model型号	 Wheel Diameter & Tread Width 轮子直径 轮宽 (mm)	 Load 承重 (kgs)	 Axle Offset 转动半径 (mm)	 Bracket Thickness 支架板厚 (mm)	 Load Height 安装高度 (mm)	 Top-Plate Size 底板尺寸 (mm)	 Bolt Hole Spacing 安装孔位 (mm)	 Bolt Hole Diameter 螺丝孔径 (mm)	 Wheel Material 轮子材质	 Bearing 轴承 (mm)		
定向 directional	万向 universal	定向 directional	万向 universal									
1"	25.5*13	10	29	1.2/1.2	33	37.5*19.6	38*32	29	29.5*23.5	4.2	PVC	/
1.25"	30*13	15	29	1.2/1.2	36	37.5*19.6	38*32	29	29.5*23.5	4.2	PVC	/
1.5"	39*17	20	40	1.2/1.2	50	46*25	47*39	39*15	35*28	5	PVC	/
2"	50*21	30	46	1.5/1.5	63	58*40	59*47	45*28	45*35	6.2	PVC	/
2.5"	65*26	35	56	2.0/1.8	84	70*47	70*58	55*28	53*41	8.4	PVC	/
3"	75*26	45	62	2.0/1.8	95	70*47	70*58	55*28	53*41	8.4	PVC	/

轻型-橡胶轮(NP)
Light weight - Rubber wheel (NP)



(251)
平底万向
Universal flat



(252)
平底万向边刹
Universal Edge
brake flat



(253)
平底定向
Fixed



(254)
丝杆万向
Silk pole universal













(255)
丝杆万向边刹
Silk pole universal
side brake



(256)
插杆万向
rod universal



(257)
插杆万向边刹
rod circlip
universal
side brake

 NO. Model型号	 Wheel Diameter & Tread Width 轮子直径*轮宽 (mm)	 Load 承重 (kgs)	 Axle Offset 转动半径 (mm)	 Bracket Thickness 支架板厚 (mm)	 Load Height 安装高度 (mm)	 Top-Plate Size 底板尺寸 (mm)	 Bolt Hole Spacing 安装孔位 (mm)	 Bolt Hole Diameter 螺丝孔径 (mm)	 Wheel Material 轮子材质	Bearing 轴承 (mm)		
定向 directional	万向 universal	定向 directional	万向 universal	定向 directional	万向 universal	定向 directional	万向 universal	定向 directional	万向 universal	定向 directional	万向 universal	
1"	25.5*13	10	29	1.2/1.2	33	37.5*19.6	38*32	29	29.5*23.5	4.2	NP	/
1.25"	30*13	15	29	1.2/1.2	36	37.5*19.6	38*32	29	29.5*23.5	4.2	NP	/
1.5"	39*17	20	40	1.2/1.2	50	46*25	47*39	39*15	35*28	5	NP	/
2"	50*21	30	46	1.5/1.5	63	58*40	59*47	45*28	45*35	6.2	NP	/
2.5"	65*26	35	56	2.0/1.8	84	70*47	70*58	55*28	53*41	8.4	NP	/
3"	75*26	45	62	2.0/1.8	95	70*47	70*58	55*28	53*41	8.4	NP	/
4"	100*26	55	73	2.0/1.8	116	85*72	85*72	61*54	61*54	8.4	NP	/



轻型-镀铬灰芯黑面聚氨酯(PP)
Light weight - Chrome Coated Grey Core Black polyurethane (PP)

轻型轮系列
LIGHT WHEEL SERIES



(258)
平底万向
Universal flat




(259)
平底万向边刹
Universal Edge
brake flat



(260)
平底定向
Fixed



(261)
丝杆万向
Silk pole universal














(262)
丝杆万向边刹
Silk pole universal
side brake



(263)
电泳平底万向
electrophoresis
Universal fat



(264)
电泳平底万向边刹
electrophoresis
Universal Edge
brake flat

 NO. Model型号	 Wheel Diameter & Tread Width 轮子直径*轮宽 (mm)	 Load 承重 (kgs)	 Axle Offset 转动半径 (mm)	 Bracket Thickness 支架板厚 (mm)	 Load Height 安装高度 (mm)	 Top-Plate Size 底板尺寸 (mm)	 Bolt Hole Spacing 安装孔位 (mm)	 Bolt Hole Diameter 螺丝孔径 (mm)	 Wheel Material 轮子材质	 Bearing 轴承 (mm)		
1.5"	39*17	20	40	1.2/1.2	50	46*25	47*39	36*15	35*28	5	PU	/
2"	50*21	30	46	1.5/1.5	63	58*40	59*47	45*25	45*35	6.2	PU	/
2.5"	65*26	35	56	2.0/1.8	84	70*47	70*58	55*28	53*41	8.4	PU	/
3"	75*26	45	62	2.0/1.8	96	70*47	70*58	55*28	53*41	8.4	PU	/



轻型-黑色聚丙烯(PP)
Light weight - black polypropylene (PP)

轻型轮系列
LIGHT WHEEL SERIES



(265)
平底万向
Universal flat



(266)
平底万向边刹
Universal Edge
brake flat



(267)
平底定向
Fixed



(268)
丝杆万向
Silk pole universal



(269)
丝杆万向边刹
Silk pole universal
side brake














(270)
卡簧插杆万向边刹
rod circlip
universal side brake



(271)
插杆万向边刹
rod circlip
universal side brake



(272)
U夹万向边刹
U clip universal
side brake

 NO. Model型号	 Wheel Diameter & Tread Width 轮子直径*轮宽 (mm)	 Load 承重 (kgs)	 Axle Offset 转动半径 (mm)	 Bracket Thickness 支架板厚 (mm)	 Load Height 安装高度 (mm)	 Top-Plate Size 底板尺寸 (mm)	 Bolt Hole Spacing 安装孔位 (mm)	 Bolt Hole Diameter 螺丝孔径 (mm)	 Wheel Material 轮子材质	 Bearing 轴承 (mm)		
1"	25.5*13	10	29	1.2/1.2	33	37.5*19.6	38*32	29	29.5*23.5	4.2	PP	/
1.25"	30*13	15	29	1.2/1.2	36	37.5*19.6	38*32	29	29.5*23.5	4.2	PP	/
1.5"	39*17	20	40	1.2/1.2	50	46*25	47*39	39*15	35*28	5	PP	/
2"	50*21	30	46	1.5/1.5	63	58*40	59*47	45*28	45*35	6.2	PP	/
2.5"	65*26	35	56	2.0/1.8	84	70*47	70*58	55*28	53*41	8.4	PP	/
3"	75*26	45	62	2.0/1.8	95	70*47	70*58	55*28	53*41	8.4	PP	/
4"	100*26	55	73	2.0/1.8	116	85*72	85*72	61*54	61*54	8.4	PP	/



轻型-黑芯灰面聚氯乙烯(PVC)
Light weight - black core grey surface polyvinyl chloride (PVC)

轻型轮系列
LIGHT WHEEL SERIES



(273)
平底万向
Universal flat



(274)
平底万向边刹
Universal Edge
brake flat



(275)
平底定向
Fixed



(276)
丝杆万向
Silk pole universal



(277)
丝杆万向边刹
Silk pole universal
side brake

NO. Model型号	Wheel Diameter & Tread Width 轮子直径*轮宽 (mm)	Load 承重 (kgs)	Axle Offset 转动半径 (mm)	Bracket Thickness 支架板厚 (mm)	Load Height 安装高度 (mm)	Top-Plate Size 底板尺寸 (mm)	Bolt Hole Spacing 安装孔位 (mm)	Bolt Hole Diameter 螺丝孔径 (mm)	Wheel Material 轮子材质	Bearing 轴承 (mm)
1.5"	39*17	20	40	1.2/1.2	50	46*25 47*39	36*15 35*28	5	PVC	/
2"	50*21	30	46	1.5/1.5	63	58*40 59*47	45*25 45*35	6.2	PVC	/
2.5"	65*26	35	56	2.0/1.8	84	70*47 70*58	55*28 53*41	8.4	PVC	/
3"	75*26	45	62	2.0/1.8	96	70*47 70*58	55*28 53*41	8.4	PVC	/



轻型-铁扁轮轻型轮
Light Weight - Iron Light Duty Caster

轻型轮系列
LIGHT WHEEL SERIES



(278)
15-S-IRON



(279)
15-R-IRON



(280)
15-SLB-IRON



(281)
15-T-IRON



(282)
15-TLB-IRON

NO. Model型号	Wheel Diameter & Tread Width 轮子直径*轮宽 (mm)	Load 承重 (kgs)	Load Height 安装高度 (mm)	Top-Plate Size 底板尺寸 (mm)	Bolt Hole Spacing 安装孔位 (mm)	Bolt Hole Diameter 螺丝孔径 (mm)	Axle Size 轴尺寸 (mm)	Bore Hole Size 钻孔尺寸 (mm)	Stem Size 杆尺寸 (mm)
1"	25*12	10	33	38*32	28*23	5	/	/	/
1.25"	30*14	20	39	38*32	28*23	5	/	/	/
1.5"	38*17	30	50	47*40	35*28	5	M10*25	/	/
2"	50*20	40	63	60*46	46*35	6	M10*25	/	/
2.5"	65*25	55	80	70*58	54*42	8.2	M10*25	/	/
3"	75*25	65	90	70*58	54*42	8.2	M10*25	/	/



轻型-全透明PU轻型轮
Light Weight - Transparent PU Light Duty Castor

轻型轮系列
LIGHT WHEEL SERIES



(283)
14-S-PU



(284)
14-R-PU



(285)
14-STB-PU



(286)
14-T-PU



(287)
14-TB-PU

NO. Model型号	Wheel Diameter & Tread Width 轮子直径*轮宽 (mm)	Load 承重 (kgs)	Load Height 安装高度 (mm)	Top-Plate Size 底板尺寸 (mm)	Bolt Hole Spacing 安装孔位 (mm)	Bolt Hole Diameter 螺丝孔径 (mm)	Axle Size 轴尺寸 (mm)	Bore Hole Size 钻孔尺寸 (mm)	Stem Size 杆尺寸 (mm)
1.5"	35*21	20	50	42*42	32*32	4.2	M8*15 M10*15	/	/
2"	50*21	30	63	42*42	32*32	4.2	M8*15 M10*15	/	/
3"	75*24	40	95	60*60	45*45	8.5*6.4	M8*15 M10*15	/	/



轻型-TPR轻型双轮
Light Weight - TPR Double Wheel Light Duty Castor

轻型轮系列
LIGHT WHEEL SERIES



(288)
12-S-GDTPR



(289)
12-R-GDTPR



(290)
12-STB-GDTPR



(291)
12-T-GDTPR



(292)
12-TB-GDTPR



(293)
12-H-GDTPR



(294)
12-HTB-GDTPR

NO. Model型号	Wheel Diameter & Tread Width 轮子直径*轮宽 (mm)	Load 承重 (kgs)	Load Height 安装高度 (mm)	Top-Plate Size 底板尺寸 (mm)	Bolt Hole Spacing 安装孔位 (mm)	Bolt Hole Diameter 螺丝孔径 (mm)	Axle Size 轴尺寸 (mm)	Bore Hole Size 钻孔尺寸 (mm)	Stem Size 杆尺寸 (mm)
2"	50*17	30	71	65*65	52*52	6.5*12	M10*15	M10	/
3"	75*21	35	91	65*65	52*52	6.5*12	M10*15	M10	/



轻型-黑色PP轻型双轮
Light Weight - PP Double Wheel Light Duty Castor

轻型轮系列
LIGHT WHEEL SERIES



(295)
12-S-BPP

(296)
12-R-BPP

(297)
12-STB-BPP



(298)
12-T-BPP

(299)
12-TB-BPP

(300)
12-H-BPP

(301)
12-HTB-BPP

NO. Model型号	Wheel Diameter & Tread Width 轮子直径*轮宽 (mm)	Load 承重 (kgs)	Load Height 安装高度 (mm)	Top-Plate Size 底板尺寸 (mm)	Bolt Hole Spacing 安装孔位 (mm)	Bolt Hole Diameter 螺丝孔径 (mm)	Axle Size 轴尺寸 (mm)	Bore Hole Size 钻孔尺寸 (mm)	Stem Size 杆尺寸 (mm)
2"	50*17	30	71	65*65	52*52	6.5*12	M10*15	M10	/
3"	75*21	35	91	65*65	52*52	6.5*12	M10*15	M10	/



轻型-蓝色PVC轻型双轮
Light Weight - PVC Double Wheel Light Duty Castor

轻型轮系列
LIGHT WHEEL SERIES



(302)
12-S-GDPVC

(303)
12-R-GDPVC

(304)
12-STB-GDPVC



(305)
12-T-GDPVC

(306)
12-TB-GDPVC

(307)
12-H-GDPVC


(308)
12-HTB-GDPVC

NO. Model型号	Wheel Diameter & Tread Width 轮子直径*轮宽 (mm)	Load 承重 (kgs)	Load Height 安装高度 (mm)	Top-Plate Size 底板尺寸 (mm)	Bolt Hole Spacing 安装孔位 (mm)	Bolt Hole Diameter 螺丝孔径 (mm)	Axle Size 轴尺寸 (mm)	Bore Hole Size 钻孔尺寸 (mm)	Stem Size 杆尺寸 (mm)
2"	50*17	30	71	65*65	52*52	6.5*12	M10*15	M10	/
3"	75*21	35	91	65*65	52*52	6.5*12	M10*15	M10	/



轻型-TPR 镀铬轻型轮
Light Weight - Chrome Plated Bracket TPR Light Duty Castor



轻型轮系列
LIGHT WHEEL SERIES



轻型-TPR 镀铬轻型轮
Light Weight - Chrome Plated Bracket TPR Light Duty Castor



轻型轮系列
LIGHT WHEEL SERIES



NO. Model型号	Wheel Diameter & Tread Width 轮子直径*轮宽 (mm)	Load 承重 (kgs)	Load Height 安装高度 (mm)	Top-Plate Size 底板尺寸 (mm)	Bolt Hole Spacing 安装孔位 (mm)	Bolt Hole Diameter 螺丝孔径 (mm)	Axle Size 轴尺寸 (mm)	Bore Hole Size 钻孔尺寸 (mm)	Stem Size 杆尺寸 (mm)
1"	25*13	10	38	38*30	29*21	4.2	/	/	/
1.25"	32*13	15	43	39*33	30*23	4.2	/	/	/
1.5"	38*17	20	53	46*40	36*28	5.2	/	/	/
2"	50*18	25	64	46*40	36*28	5.2	/	/	/

NO. Model型号	Wheel Diameter & Tread Width 轮子直径*轮宽 (mm)	Load 承重 (kgs)	Load Height 安装高度 (mm)	Top-Plate Size 底板尺寸 (mm)	Bolt Hole Spacing 安装孔位 (mm)	Bolt Hole Diameter 螺丝孔径 (mm)	Axle Size 轴尺寸 (mm)	Bore Hole Size 钻孔尺寸 (mm)	Stem Size 杆尺寸 (mm)
1"	25*13	10	38	38*30	29*21	4.2	M6*15	/	/
1.25"	32*13	15	43	39*33	30*23	4.2	M6*15	/	/
1.5"	38*17	20	53	46*40	36*28	5.2	M8*15	/	/
2"	50*18	25	64	46*40	36*28	5.2	M8*15	/	/
2"	50*20	35	75	61*50	45*32	6.2	M10*25	/	/
2.5"	63*22	55	90	70*52	52*33	6.2	M10*25	/	/
3"	75*25	65	103	73*60	54*39	8.2	M10*25	/	/
4"	100*32	75	129	73*60	54*39	8.2	M10*25	/	/



轻型-铁芯PU轻型轮
Light Weight - PU Cast Iron Light Duty Castor

轻型轮系列
LIGHT WHEEL SERIES



(322)
10-S-PU



(323)
10-R-PU



(324)
10-STB-PU



(325)
10-T-PU



(326)
10-TTB-PU



(327)
10-H-PU



(328)
10-HTB-PU

NO. Model型号	Wheel Diameter & Tread Width 轮子直径*轮宽 (mm)	Load 承重 (kgs)	Load Height 安装高度 (mm)	Axle Offset 转动半径 (mm)	Top-Plate Size 底板尺寸 (mm)	Bolt Hole Spacing 安装孔位 (mm)	Bolt Hole Diameter 螺丝孔径 (mm)	Axle Size 轴尺寸 (mm)	Bore Hole Size 钻孔尺寸 (mm)
25-PU	25*27	65	46.5	20	/	/	/	/	/
35-PU	35*27	90	58	20	/	/	/	/	/
40-PU	40*27	100	63	20	/	/	/	/	/
50-PU	50*27	110	73	20	/	/	/	/	/



双轮家具轮
Twin Wheel Furniture Castor

家居轮系列
HOME WHEEL SERIES



(329)
16-STB-BPP1



(330)
16-TB-BPP1



(331)
16-STSB-BPP1



(332)
16-T-PU



(333)
16-STSB-PU



(334)
16-SLB-PP

NO. Model型号	Wheel Diameter & Tread Width 轮子直径*轮宽 (mm)	Load 承重 (kgs)	Load Height 安装高度 (mm)	Top-Plate Size 底板尺寸 (mm)	Bolt Hole Spacing 安装孔位 (mm)	Bolt Hole Diameter 螺丝孔径 (mm)	Axle Size 轴尺寸 (mm)	Bore Hole Size 钻孔尺寸 (mm)	Stem Size 杆尺寸 (mm)
30	35*30	20	45	35*35 38*38	26*26	/	M6/M8/M10/M12	/	7.5*15 8*18 11*22
40	40*40	25	55	35*35 38*38	26*26	/	M6/M8/M10/M12	/	7.5*15 8*18 11*22
50	50*46	30	65	35*35 38*38	26*26	/	M6/M8/M10/M12	/	7.5*15 8*18 11*22



波轮家具轮
Ballwheel Furniture Castor

家居轮系列
HOME WHEEL SERIES



(335)
18-S-RB



(336)
18-STB-RB



(337)
18-T-RB



(338)
18-TB-RB



(339)
18-STS-RB



(340)
18-STSB-RB



(341)
188-TB-ZA



(342)
188CDT-T-133

NO. Model型号	Wheel Diameter & Tread Width 轮子直径*轮宽 (mm)	Load 承重 (kg)	Load Height 安装高度 (mm)	Top-Plate Size 底板尺寸 (mm)	Bolt Hole Spacing 安装孔位 (mm)	Bolt Hole Diameter 螺丝孔径 (mm)	Axle Size 轴尺寸 (mm)	Bore Hole Size 钻孔尺寸 (mm)	Stem Size 杆尺寸 (mm)
18-1.5"	40*40	20	52	38*38	26*26	M5	M10*15	/	11*22
18-2"	50*50	25	63	38*38	26*26	M5	M10*15	/	11*22
18-2.5"	58*52	40	66	/	/	/	M8*15	/	11*22



家具脚杯
Furniture Foot Adaptor

家居轮系列
HOME WHEEL SERIES



(343)
01-T-RALU



(344)
01-ST-RALU



(345)
01-T-YALU



(346)
01-ST-YALU



(347)
01-T-GALU



(348)
01-T-SALU

NO. Model型号	Wheel Diameter & Tread Width 轮子直径*轮宽 (mm)	Load 承重 (kg)	Load Height 安装高度 (mm)	Top-Plate Size 底板尺寸 (mm)	Bolt Hole Spacing 安装孔位 (mm)	Bolt Hole Diameter 螺丝孔径 (mm)	Axle Size 轴尺寸 (mm)	Bore Hole Size 钻孔尺寸 (mm)	Stem Size 杆尺寸 (mm)
2"	50	50	48	/	/	/	M10*15	/	M11*22



PP/橡胶肥仔轮
PP / Rubber Fat Caster

橡胶肥仔轮系列
RUBBER FAT CASTER SERIES



(349)
13-S-PP



(350)
13-R-PP



(351)
13-SLB-PP



(352)
13-S-RB



(353)
13-R-RB



(354)
13-SLB-RB

NO. Model型号	Wheel Diameter & Tread Width 轮子直径*轮宽 (mm)	Load 承重 (kgs)	Load Height 安装高度 (mm)	Top-Plate Size 底板尺寸 (mm)	Bolt Hole Spacing 安装孔位 (mm)	Bolt Hole Diameter 螺丝孔径 (mm)	Axle Size 轴尺寸 (mm)	Bore Hole Size 钻孔尺寸 (mm)	Stem Size 杆尺寸 (mm)
1.5"	38*24	27	50	61*36	48*23	6.2	/	/	/
2"	48*24	40	64	66*39	53*23	6.2	/	/	/
2.5"	63*28	70	81	99*52	81*25	8	/	/	/
3"	75*31	90	94	104*59	84*36	8.2	/	/	/
4"	100*32	100	124	130*98	102.5*76	8.2	/	/	/



大门减震轮
Gate Shock Absorbing Wheel

减震轮系列
SHOCK ABSORBER WHEEL SERIES



(355)
20JZ-DST-PP



(356)
20JZ-DST1B-PP



(357)
20JZ-DST2B-PVC



(358)
20JZ-DSTB-PVC



(359)
20SJZ-DSTB-PU



(360)
20SJZ-DST-PU

NO. Model型号	Wheel Diameter & Tread Width 轮子直径*轮宽 (mm)	Top-Plate Size 底板尺寸 (mm)	Bolt Hole Spacing 安装孔位 (mm)	Bolt Hole Diameter 螺丝孔径 (mm)	Axle Size 轴尺寸 (mm)	Bore Hole Size 钻孔尺寸 (mm)	Bore Hole Size 钻孔尺寸 (mm)	Bore Hole Size 钻孔尺寸 (mm)	Bore Hole Size 钻孔尺寸 (mm)
3"	75*32	92*67	75*45	/	/	/	25*20	120	172
4"	100*32	92*67	75*45	/	/	/	25*20	120	172
5"	125*32	92*67	75*45	/	/	/	25*20	120	172



医疗轮:TPR塑料支架医疗轮
Medical Caster: Plastic Bracket Medical Caster Mec Serie

医疗轮系列
MEDICAL WHEEL SERIES



(361)
M2-S-TPR



(362)
M2-STB-TPR



(363)
M2-T-TPR



(364)
M2-TB-TPR



(365)
M2-H-TPR



(366)
M2-HTB-TPR

NO. Model型号	Wheel Diameter & Tread Width 轮子直径*轮宽 (mm)	Load 承重 (kgs)	Load Height 安装高度 (mm)	Top-Plate Size 底板尺寸 (mm)	Bolt Hole Spacing 安装孔位 (mm)	Bolt Hole Diameter 螺丝孔径 (mm)	Axle Size 轴尺寸 (mm)	Bore Hole Size 钻孔尺寸 (mm)	Stem Size 杆尺寸 (mm)
3"	75*26	60	107	70*58	55*44	8.2	M12*25	10.2	/
4"	100*28	90	139	94.8*64	74.5*45	8.5*12	M12*25	12.2	/
5"	125*32	110	164	94.8*64	74.5*45	8.5*12	M12*25	12.2	/



医疗轮:TPR双轮医疗轮
Medical Caster: Twin Wheel Medical Caster

医疗轮系列
MEDICAL WHEEL SERIES



(367)
M3/M4-S-TPR



(368)
M3/M4-STB-TPR



(369)
M3/M4-T-TPR



(370)
M3/M4-TB-TPR



(371)
M3/M4-ST-TPR



(372)
M3/M4-STTB-TPR

DIFFERENTIATION:M3/M4
区分M3系列和M4系列



M3

*M3 WITHOUT BEARINGS
M3 无轴承



M4

*M4 WITH BEARINGS
M4有轴承

NO. Model型号	Wheel Diameter & Tread Width 轮子直径*轮宽 (mm)	Load 承重 (kgs)	Load Height 安装高度 (mm)	Top-Plate Size 底板尺寸 (mm)	Bolt Hole Spacing 安装孔位 (mm)	Bolt Hole Diameter 螺丝孔径 (mm)	Axle Size 轴尺寸 (mm)	Bore Hole Size 钻孔尺寸 (mm)	Stem Size 杆尺寸 (mm)
2.5"	63*55	M3:40 M4:50	78.6	60*49	45.5*32.5	6.5	M10*20	/	11*22
3"	75*57	M3:50 M4:60	90	70*58	55*44	8.2	M12*25	/	11*22
4"	100*71	80	121	84*75	65*52.5	8.5	M12*25	/	11*22



医疗轮:TPR双轮医疗轮
Medical Caster: Twin Wheel Medical Caster

医疗轮系列
MEDICAL WHEEL SERIES



(373)
M5-S-TPR



(374)
M5-STB-TPR



(375)
M5-T-TPR



(376)
M5-TB-TPR



(377)
M5-ST-TPR



(378)
M5-STTB-TPR

NO. Model型号	Wheel Diameter & Tread Width 轮子直径*轮宽 (mm)	Load 承重 (kgs)	Load Height 安装高度 (mm)	Top-Plate Size 底板尺寸 (mm)	Bolt Hole Spacing 安装孔位 (mm)	Bolt Hole Diameter 螺丝孔径 (mm)	Axle Size 轴尺寸 (mm)	Bore Hole Size 钻孔尺寸 (mm)	Stem Size 杆尺寸 (mm)
3"	75*58	60	105.5	70*55	54*42	9	M12*25	/	/
4"	100*70	80	138.5	96*63	75*45	9	M12*25	/	/
5"	125*80	100	160	96*63	75*45	9	M12*25	/	/



医疗轮:TPR双轮医疗轮
Medical Caster: Twin Wheel Medical Caster

医疗轮系列
MEDICAL WHEEL SERIES



(379)
32-STS-TPR



(380)
32-ST1-TPR

NO. Model型号	Wheel Diameter & Tread Width 轮子直径*轮宽 (mm)	Load 承重 (kgs)	Load Height 安装高度 (mm)	Top-Plate Size 底板尺寸 (mm)	Bolt Hole Spacing 安装孔位 (mm)	Bolt Hole Diameter 螺丝孔径 (mm)	Axle Size 轴尺寸 (mm)	Bore Hole Size 钻孔尺寸 (mm)	Stem Size 杆尺寸 (mm)
5"	125*80	120	170	/	/	/	/	/	28*100
6"	150*80	136	195	/	/	/	/	/	28*100



医疗轮:TPR面包医疗轮
Medical Caster: Ladle Cover Medical Wheel

医疗轮系列
MEDICAL WHEEL SERIES



(381)
32-S-TPR



(382)
32-STB-TPR



(383)
32-T-TPR



(384)
32-TB-TPR



(385)
32-ST-TPR



(386)
32-STTB-TPR

NO. Model型号	Wheel Diameter & Tread Width 轮子直径*轮宽 (mm)	Load 承重 (kgs)	Load Height 安装高度 (mm)	Top-Plate Size 底板尺寸 (mm)	Bolt Hole Spacing 安装孔位 (mm)	Bolt Hole Diameter 螺丝孔径 (mm)	Axle Size 轴尺寸 (mm)	Bore Hole Size 钻孔尺寸 (mm)	Stem Size 杆尺寸 (mm)
3"	75*26	50	105	65*65	47*47	6.4	M12*30	/	28*40
4"	100*26	100	130	95*67	73*45	8.4	M12*30	/	28*40
5"	125*32	120	160	95*67	73*45	8.4	M12*30	/	28*40



工具车轮
Tool Cart Caster

工具车轮系列
TOOL WHEEL SERIES



(387)



(388)



(389)



NO. Model型号	Wheel Diameter & Tread Width 轮子直径*轮宽 (mm)	Load 承重 (kgs)	Load Height 安装高度 (mm)	Top-Plate Size 底板尺寸 (mm)	Bolt Hole Spacing 安装孔位 (mm)	Bolt Hole Diameter 螺丝孔径 (mm)
固定	123.5*50	100	154	95*69	74*45	8.5*11
活动	123.5*50	100	154	95*69	74*45	8.5*11
刹车	123.5*50	100	154	95*69	74*45	8.5*11



灌注透明PU餐车轮
Dining Trolley Cart PU Light Duty Castor

餐车轮系列
MEAL WHEEL SERIES



(390)
16-T-PU



(391)
16-TB-PU



(392)
16-T-PU



(393)
16-TB-PU

NO. Model型号	Wheel Diameter & Tread Width 轮子直径*轮宽 (mm)	Load 承重 (kgs)	Load Height 安装高度 (mm)	Top-Plate Size 底板尺寸 (mm)	Bolt Hole Spacing 安装孔位 (mm)	Bolt Hole Diameter 螺丝孔径 (mm)	Axle Size 轴尺寸 (mm)	Bore Hole Size 钻孔尺寸 (mm)	Stem Size 杆尺寸 (mm)
2"	50*24	40	67	/	/	/	M8*15 M10*15	/	M11*22
2.5"	65*24	55	82	/	/	/	M8*25 M10*25 M12*25	/	M11*22
3"	75*24	70	92	/	/	/	M8*25 M10*25 M12*25	/	M11*22



不锈钢重型脚轮
Stainless Steel Heavy Duty Caster

重型脚轮系列
HEAVY DUTY WHEEL SERIES



(394)
43S-S-NL



(395)
43S-R-NL



(396)
43S-STB-NL



(397)
43S-S-TPR



(398)
43S-R-TPR



(399)
43S-STB-TPR

NO. Model型号	Wheel Diameter & Tread Width 轮子直径*轮宽 (mm)	Load 承重 (kgs)	Load Height 安装高度 (mm)	Top-Plate Size 底板尺寸 (mm)	Bolt Hole Spacing 安装孔位 (mm)	Bolt Hole Diameter 螺丝孔径 (mm)	Axle Size 轴尺寸 (mm)	Bore Hole Size 钻孔尺寸 (mm)	Stem Size 杆尺寸 (mm)
4"	100*50	250	143	114*101	84*70	11.2*19.6	/	/	/
5"	125*50	300	156	114*101	84*70	11.2*19.6	/	/	/
6"	150*50	350	190	114*101	84*70	11.2*19.6	/	/	/
8"	200*50	400	241	114*101	84*70	11.2*19.6	/	/	/



铁芯红PU/MC尼龙超重型脚轮
PU On Iron/mc Nylon Super Heavy Duty Caster

HEAVY DUTY WHEEL SERIES
超重型脚轮系列



(400)
48-S-PU



(401)
48-R-PU



(402)
48-STB-PU



(403)
48-S-MCNL



(404)
48-R-MCNL



(405)
48-STB-MCNL

NO. Model型号	Wheel Diameter & Tread Width 轮子直径*轮宽 (mm)	Load 承重 (kgs)	Load Height 安装高度 (mm)	Top-Plate Size 底板尺寸 (mm)	Bolt Hole Spacing 安装孔位 (mm)	Bolt Hole Diameter 螺丝孔径 (mm)	Axle Size 轴尺寸 (mm)	Bore Hole Size 钻孔尺寸 (mm)	Stem Size 杆尺寸 (mm)
6"	160*75/PU 160*80/NL	1200/PU 1600/NL	207	180*140	146*86	14	/	/	/
8"	2000*75/PU 200*80/NL	1500/PU 2000/NL	255	180*140	146*86	14	/	/	/
10"	250*75/PU 250*80/NL	2000/PU 2500/NL	300	180*140	146*86	14	/	/	/
12"	300*75/PU 300*80/NL	2500/PU 3000/NL	348	180*140	146*86	14	/	/	/



低重心-双轴黑色聚酰胺(Nylon)
Low center of gravity biaxial black polyamide (Nylon)

LOW CENTER OF GRAVITY WHEEL SERIES
低重心轮系列



(406)
平底定向
Fixed



(409)
平底定向
Fixed



(407)
平底万向
Universal flat



(410)
平底万向
Universal flat



(408)
平底万向刹车
Universal double
brake flat



(411)
平底万向刹车
Universal double
brake flat

NO. Model型号	Wheel Diameter & Tread Width 轮子直径*轮宽 (mm)	Load 承重 (kgs)	Axle Offset 转动半径 (mm)	Bracket Thickness 支架板厚 (mm)	Load Height 安装高度 (mm)	Top-Plate Size 底板尺寸 (mm)	Bolt Hole Spacing 安装孔位 (mm)	Bolt Hole Diameter 螺丝孔径 (mm)	Wheel Material 轮子材质	Bearing 轴承 (mm)
3"	75*48	500	35	5.5/5.5	105	109*90	85*60	8.7*5.7	NYLON	6202
3"	75*48	500	35	5.5/5.5	105	109*90	85*60	8.7*5.7	PU	6202



超重型轮
Machine Heavy Duty Caster

超重型轮系列
SUPER HEAVY WHEEL SERIES



(412)
88-S-MCNL



(413)
88-R-MCNL



(414)
88-STB-MCNL



(415)
88-S-NL



(416)
88-R-NL



(417)
88-STB-NL

NO. Model型号	Wheel Diameter & Tread Width 轮子直径*轮宽 (mm)	Load 承重 (kgs)	Load Height 安装高度 (mm)	Top-Plate Size 底板尺寸 (mm)	Bolt Hole Spacing 安装孔位 (mm)	Bolt Hole Diameter 螺丝孔径 (mm)	Axle Size 轴尺寸 (mm)	Bore Hole Size 钻孔尺寸 (mm)	Stem Size 杆尺寸 (mm)
2.5"	63*50	750	95	110*89	86*60	/	/	/	/
3"	75*50	1100	110	110*89	86*60	/	/	/	/



抗冲击重型脚轮
Kingpinless Heavy Duty Caster

重型脚轮系列
HEAVY DUTY WHEEL SERIES



(418)
46A-S-NL



(419)
46A-R-NL



(420)
46A-STB-NL



(421)
46A-S-PU



(422)
46A-R-PU



(423)
46A-STB-PU

NO. Model型号	Wheel Diameter & Tread Width 轮子直径*轮宽 (mm)	Load 承重 (kgs)	Load Height 安装高度 (mm)	Top-Plate Size 底板尺寸 (mm)	Bolt Hole Spacing 安装孔位 (mm)	Bolt Hole Diameter 螺丝孔径 (mm)	Axle Size 轴尺寸 (mm)	Bore Hole Size 钻孔尺寸 (mm)	Stem Size 杆尺寸 (mm)
4"	100*55	600	150	140*110	110*75	13	/	/	/
5"	125*55	700	171	140*110	110*75	13	/	/	/
6"	150*55	800	196.5	140*110	110*75	13	/	/	/
8"	200*55	1000	247.5	140*110	110*75	13	/	/	/



铁芯PU重型减震轮
Heavy Duty Shock Absorber Caster

重型脚轮系列
HEAVY DUTY WHEEL SERIES



(424)
110A-S-IPU



(425)
110A-R-IPU



(426)
110A-STB-IPU



NO. Model型号	Wheel Diameter & Tread Width 轮子直径*轮宽 (mm)	Load 承重 (kgs)	Load Height 安装高度 (mm)	Top-Plate Size 底板尺寸 (mm)	Bolt Hole Spacing 安装孔位 (mm)	Bolt Hole Diameter 螺丝孔径 (mm)	Axle Size 轴尺寸 (mm)	Bore Hole Size 钻孔尺寸 (mm)	Stem Size 杆尺寸 (mm)
5"	125*50	300	186	159*114	130*85	13	/	/	/
6"	150*50	350	198	159*114	130*85	13	/	/	/
8"	200*50	400	248	159*114	130*85	13	/	/	/




(427)
110B-S-IPU



(428)
110B-R-IPU



(429)
110B-STB-IPU



NO. Model型号	Wheel Diameter & Tread Width 轮子直径*轮宽 (mm)	Load 承重 (kgs)	Load Height 安装高度 (mm)	Top-Plate Size 底板尺寸 (mm)	Bolt Hole Spacing 安装孔位 (mm)	Bolt Hole Diameter 螺丝孔径 (mm)	Axle Size 轴尺寸 (mm)	Bore Hole Size 钻孔尺寸 (mm)	Stem Size 杆尺寸 (mm)
5"	125*50	400	188/208	138*108	95*72	13	/	/	/
6"	150*50	450	204/224	138*108	95*72	13	/	/	/
8"	200*50	500	255/275	138*108	95*72	13	/	/	/



铁芯PU/尼龙叉车轮
PU Cast Iron/nylon forklift Wheel

叉车轮系列
FORKLIFT WHEEL SERIES



(430)



(431)



(434)



(435)



(432)



(433)



(436)



(437)

NO. Model型号	Size 尺寸	Bearing 轴承 (mm)	Load 承重 (kgs)
101-8050-PU	8050	6204	500
101-8060-PU	8060	6204	500
101-8070-PU	8070	6204	500
101-8080-PU	8080	6204	500
101-8090-PU	8090	6204	500
101-80100-PU	80100	6204	500
101-18050-PU	18050	6204	500
101-20050-PU	20050	6204	500

NO. Model型号	Size 尺寸	Bearing 轴承 (mm)	Load 承重 (kgs)
102-8050-NL	8050	6204	800
102-8060-NL	8060	6204	800
102-8070-NL	8070	6204	800
102-8080-NL	8080	6204	800
102-8090-NL	8090	6204	800
102-80100-NL	80100	6204	800
102-18050-NL	18050	6204	800
102-20050-NL	20050	6204	800



充气轮重型轮
Pneumatic Wheel Heavy Duty Caster

充气轮系列
INFLATABLE WHEEL SERIES



(438)
121-S-RB



(439)
121-R-RB



(440)
121-S-RB



(441)
121-R-RB

NO. Model型号	Wheel Diameter & Tread Width 轮子直径*轮宽 (mm)	Load 承重 (kgs)	Load Height 安装高度 (mm)	Top-Plate Size 底板尺寸 (mm)	Bolt Hole Spacing 安装孔位 (mm)	Bolt Hole Diameter 螺丝孔径 (mm)	Axle Size 轴尺寸 (mm)	Bore Hole Size 钻孔尺寸 (mm)	Stem Size 杆尺寸 (mm)
8"	200*64	350	258	114*102	85*72.5	11.2*19.6	/	/	/
10"	250*86	400	308	114*102	85*72.5	11.2*19.6	/	/	/



福马轮水平调节轮
Leveling Adjustable Heavy Duty Caster

福马轮系列
FUMA WHEEL SERIES



(442)
F40-PA



(443)
F60-PA



(444)
F80-PA



(445)
F100-PA



(446)
F120-PA



(447)
F150-PA

NO. Model型号	Load 四轮承重 (kgs)	Load 单轮承重 (kgs)				Top-Plate Size 底板尺寸 (mm)	Bolt Hole Spacing 安装孔位 (mm)	Bolt Hole Diameter 螺丝孔径 (mm)
40	100	50	84	50	71+10	55*55	42*42	6.5
60	500	250	101	61	82+10	73*73	58*58	7
80	1000	500	125	77	102+15	92*92	70*70	9
100	1500	750	142	90	120+12	92*92	70*70	9
120	2000	1000	141	89	120+12	95*95	70*70	11
150	3000	1500	178	171	132+15	100*100	70*70	13










手推车-加厚板车
Wheelbarrow - thickened plate cart

板车系列
BOARD CAR SERIES










(448)

 NO. Model型号	 Plate size 车板外形 (mm)	 Vehicle board height 车板高度 (mm)	 Size of the armrest 扶手尺寸 (cm)	 Castor Diameter 轮子直径 (mm)	 Net weight 净重 (kg)	 Load 载重 (kg)
CH150-P1L	730(L)x490(W)	150	675	100	11.5	150
CH300-P1L	730(L)x490(W)	185	670	125	11	300










(449)

 NO. Model型号	 Plate size 车板外形 (mm)	 Vehicle board height 车板高度 (mm)	 Size of the armrest 扶手尺寸 (cm)	 Castor Diameter 轮子直径 (mm)	 Net weight 净重 (kg)	 Load 载重 (kg)
CH150-P1L	730(L)x490(W)	150	675	100	11.5	150
CH300-P1L	730(L)x490(W)	185	670	125	11	300










(450)

 NO. Model型号	 Plate size 车板外形 (mm)	 Vehicle board height 车板高度 (mm)	 Size of the armrest 扶手尺寸 (cm)	 Castor Diameter 轮子直径 (mm)	 Net weight 净重 (kg)	 Load 载重 (kg)
CH150-P1B	730(L)x490(W)	150	675	100	11.5	150
CH300-P1B	910(L)x600(W)	185	670	125	17	300



(451)

 NO. Model型号	 Plate size 车板外形 (mm)	 Vehicle board height 车板高度 (mm)			 Size of the armrest 扶手尺寸 (cm)	 Castor Diameter 轮子直径 (mm)	 Net weight 净重 (kg)	 Load 载重 (kg)
CH150-P2B	730(L)x490(W)	lower levels 下层 150	upper levels 上层 630	Up and down intervals 上下间隔 550	850	100	14	150
CH300-P2B	910(L)x600(W)	lower levels 下层 185	upper levels 上层 640	Up and down intervals 上下间隔 550	850	130	25.5	300




四轮可折叠手推车
4-wheel Foldable Hand Cart

手推车系列
WHEEL BARROW



(452)



 NO. Model型号	Max load	Platform height	Platform size	Wheel dia	Folding size	Unfolding size	Weight
4WF-150PP	150KG	183mm	653*415mm	100mm	653*415*85mm	653*415*920mm	7.15kg
4WF-200PP	200KG	183mm	653*415mm	100mm	653*415*85mm	653*415*920mm	7.3kg



可折叠手推车
Foldable Hand Cart

双轮折叠式手推车
2-WHEEL FOLDABLE TRANSPORT TRUCK


手推车系列
WHEEL BARROW



(453)

(454)

(455)


 NO. Model型号	Shovel material	Max load	Shove size	Wheel dia	Folding size	Unfolding size	Weight
2WF-AL70E	Aluminium	70KG	395*281mm	125mm	635*395*52mm	1000*395*415mm	3.2kg
2WF-ST60E	Steel	60KG	395*281mm	125mm	635*395*52mm	1000*395*415mm	3.3kg

六轮可折叠手推车
6-WHEEL FOLDABLE HAND CART



(456)

(457)

 NO. Model型号	Max load	Platform height	Platform size	Wheel dia	Folding size	Unfolding size	Weight
TPHC-100	100KG	100mm	563/717*355mm	50mm	563*355*100mm	717*860*355mm 1240*860*355mm	4.4kg



AGV-曲轴脚轮(3年质保)
Crankshaft Mechanism Swivel Caster(3 Years Warranty)

曲轴脚轮系列
CRANKSHAFT WHEEL SERIES



(458)
AGV-01

(459)
AGV-02

(460)
AGV-03

(461)
AGV-04

(462)
AGV-05

(463)
AGV-06

(464)
AGV-07

(465)
AGV-08

(466)
AGV-09

(467)
AGV-10

(468)
AGV-11

(469)
AGV-12



AGV 驱动轮(3年质保)
AGV Driving Wheel(3 Years Warranty)

驱动轮系列
DRIVE WHEEL SERIES



PU
(470)



PU 1
(471)



RB
(472)



PU 2
(473)



PU 3
(474)



PU 4
(475)



PU 5
(476)



PU 6
(477)



PU 7
(478)



PU 8
(479)



PU 9
(480)



PU 10
(481)



PU 11
(482)



PU 12
(483)



PU 13
(484)



PU 14
(485)



一体式航空货运脚轮
One Piece Drop Forged Steel Air Cargo Caster

一体式航空货运脚轮系列
AIR CARGO WHEEL SERIES



(486)
ALC-APS-NL



(487)
ALC-BPS-NL



(488)
ALC-CPS-NL



(489)
ALC-DPS-NL



(490)
ALC-EPS-NL



(491)
ALC-FPS-NL



(492)
ALC-GPS-NL



(493)
ALC-BBS-NL

NO. Model型号	Wheel Diameter & Tread Width 轮子直径*轮宽 (mm)	Load 承重 (kg)	Load Height 安装高度 (mm)	Top-Plate Size 底板尺寸 (mm)	Bolt Hole Spacing 安装孔位 (mm)	Bolt Hole Diameter 螺丝孔径 (mm)	Axle Size 轴尺寸 (mm)	Bore Hole Size 钻孔尺寸 (mm)	Stem Size 杆尺寸 (mm)
58	58*36	200	96	/	/	/	/	/	/
70	70*36	250	308	/	/	/	/	/	/



集装箱脚轮
Customized Caster-container Caster

集装箱脚轮系列
CONTAINER WHEEL SERIES



(494)

NO. Model 型号	Wheel Diameter & Tread Width 轮子直径*轮宽 (mm)	Load 承重 (kgs)	Load Height 安装高度 (mm)
16"	413*151	6000	536
22"	541*160	9000	681



(495)
CTCA-S-IPU



(496)
CTCA-STB-IPU



(497)
CTCB-S-IPU



(498)
CTCB-STB-IPU

NO. Model 型号	Wheel Diameter & Tread Width 轮子直径*轮宽 (mm)	Load 承重 (kgs)	Load Height 安装高度 (mm)
6"	150*(75*2)	6700	264
8"	200*(75*2)	7000	272
10"	250*(75*2)	7200	367
12"	300*(75*2)	7500	427

NO. Model 型号	Wheel Diameter & Tread Width 轮子直径*轮宽 (mm)	Load 承重 (kgs)	Load Height 安装高度 (mm)
6"	150*(75*2)	4500	247
8"	200*(75*2)	5000	256
10"	250*(75*2)	5500	347
12"	300*(75*2)	6000	403



银色顶高器
American Type Floor Lock

顶高器系列
TOP HEIGHT DEVICE SERIES



(499)
FL-A1



(500)
FL-J



(501)
FL-A1



(502)
FL-J

FL-A1

NO. Model 型号	Wheel Diameter & Tread Width 轮子直径*轮宽 (mm)	Load 承重 (kgs)	Load Height 安装高度 (mm)	Top-Plate Size 底板尺寸 (mm)	Bolt Hole Spacing 安装孔位 (mm)	Bolt Hole Diameter 螺丝孔径 (mm)	Axle Size 轴尺寸 (mm)	Bore Hole Size 钻孔尺寸 (mm)	Stem Size 杆尺寸 (mm)
4"	/	130	148	116*100	85*70	/	/	/	/
5"	/	145	168	116*100	85*70	/	/	/	/
6"	/	170	194	116*100	85*70	/	/	/	/
8"	/	220	244	116*100	85*70	/	/	/	/

FL-J

NO. Model 型号	Wheel Diameter & Tread Width 轮子直径*轮宽 (mm)	Load 承重 (kgs)	Load Height 安装高度 (mm)	Top-Plate Size 底板尺寸 (mm)	Bolt Hole Spacing 安装孔位 (mm)	Bolt Hole Diameter 螺丝孔径 (mm)	Axle Size 轴尺寸 (mm)	Bore Hole Size 钻孔尺寸 (mm)	Stem Size 杆尺寸 (mm)
4"	/	125	151	120*120	92.6*92.6	/	/	/	/
5"	/	154	180	120*120	92.6*92.6	/	/	/	/
6"	/	170	210	120*120	92.6*92.6	/	/	/	/
8"	/	215	155	120*120	92.6*92.6	/	/	/	/



铁芯黑橡胶轮
Black Rubber on cast iron caster

垃圾桶专用轮系列
DISPOSAL SYSTEMS CASTER SERIES

JL-021

Size: 136x77x118cm
Volume(L): 660L
Material: Hdpe



(503)

JL-022

Size: 136x108x147cm
Volume(L): 1100L
Material: Hdpe



(504)



(505)



(506)



(507)



(508)



(509)



(510)




(511)



(512)



(513)



(514)

Model NO. Model 型号	Wheel Material 轮子材质	Wheel Diameter & Tread Width 轮子直径*轮宽 (mm)	Load 承重 (kgs)	Axle Offset 转动半径 (mm)	Bracket Thickness 支架板厚 (mm)	Load Height 安装高度 (mm)	Top-Plate Size 底板尺寸 (mm)	Bolt Hole Spacing 安装孔位 (mm)	Bolt Hole Diameter 螺丝孔径 (mm)
Z02-01-150-314B	铁芯黑橡胶 Black Rubber	150*50	660	/	/	195	135*110	105*80	13*11
Z02-01B-150-314B									
Z02-01-200-314B	铁芯黑橡胶 Black Rubber	200*50	1100	/	/	245	135*110	105*80	13*11
Z02-01B-200-314B									
Z02-01-150-304B	塑芯黑橡胶 Black Rubber	150*50	660	/	/	195	135*110	105*80	13*11
Z02-01B-150-304B									
Z02-01-200-304B	塑芯黑橡胶 Black Rubber	200*50	1100	/	/	245	135*110	105*80	13*11
Z02-01B-200-304B									



购物车（配橡胶轮）
Shopping Cart Caster (Rubber wheel)

购物车脚轮系列
SHOPPING CART WHEEL SERIES



(515)

Model NO. Model 型号	Wheel Material 轮子材质	Temperature 温度范围 (kgs)	Wheel Diameter & Tread Width 轮子直径*轮宽 (mm)	Load 承重 (kgs)	Bearing 轴承 (mm)
B1-100-531	/	-15°C~80°C	100*32	60	
B1-125-531			125*32	100	



(516)

Model NO. Model 型号	Wheel Diameter & Tread Width 轮子直径*轮宽 (mm)	Load 承重 (kgs)	Axle Offset 转动半径 (mm)	Bracket Thickness 支架板厚 (mm)	Load Height 安装高度 (mm)	Top-Plate Size 底板尺寸 (mm)	Bolt Hole Spacing 安装孔位 (mm)	Hollow Rivet Diameter 铆钉孔径 (mm)
B1-100H-531	100*32	60	42	2.5	126	/	/	12.5
B1-125H-531	125*32	100	42	2.5	149	/	/	12.5



(517)

Model NO. Model 型号	Wheel Diameter & Tread Width 轮子直径*轮宽 (mm)	Load 承重 (kgs)	Axle Offset 转动半径 (mm)	Bracket Thickness 支架板厚 (mm)	Load Height 安装高度 (mm)	Top-Plate Size 底板尺寸 (mm)	Bolt Hole Spacing 安装孔位 (mm)	Hollow Rivet Diameter 铆钉孔径 (mm)
B1-100T-531	100*32	60	42	2.5	126	/	/	M12*30
B1-125T-531	125*32	100	42	2.5	149	/	/	M12*30



(518)

Model NO. Model 型号	Wheel Diameter & Tread Width 轮子直径*轮宽 (mm)	Load 承重 (kgs)	Axle Offset 转动半径 (mm)	Bracket Thickness 支架板厚 (mm)	Load Height 安装高度 (mm)	Top-Plate Size 底板尺寸 (mm)	Bolt Hole Spacing 安装孔位 (mm)	Hollow Rivet Diameter 铆钉孔径 (mm)
B1-100I-531	100*32	60	42	2.5	130	/	/	10*53
B1-125I-531	125*32	100	42	2.5	153	/	/	10*53



(519)

Model NO. Model 型号	Wheel Diameter & Tread Width 轮子直径*轮宽 (mm)	Load 承重 (kgs)	Axle Offset 转动半径 (mm)	Bracket Thickness 支架板厚 (mm)	Load Height 安装高度 (mm)	Top-Plate Size 底板尺寸 (mm)	Bolt Hole Spacing 安装孔位 (mm)	Hollow Rivet Diameter 铆钉孔径 (mm)
B1-100R-531	100*32	60	42	2.5	126	/	/	12.5
B1-125R-531	125*32	100	42	2.5	149	/	/	12.5




美式脚手架轮
Scaffolding Caster (America Style)

SAFFOLDING CASTER (AMERICA STYLE) SERIES
美式脚手架轮系列



NO. Model型号	Wheel Diameter & Tread Width 轮子直径*轮宽 (mm)	Load 承重 (kgs)	Axle Offset 转动半径 (mm)	Bracket Thickness 支架板厚 (mm)	Load Height 安装高度 (mm)	Top-Plate Size 底板尺寸 (mm)	Bolt Hole Spacing 安装孔位 (mm)	Hollow Rivet Diameter 铆钉孔径 (mm)
G1-160G4-562	160*50	300	60	5.5	195	/	/	35*100
G1-200G4-562	200*50	400	60	5.5	245	/	/	35*100



NO. Model型号	Wheel Diameter & Tread Width 轮子直径*轮宽 (mm)	Load 承重 (kgs)	Axle Offset 转动半径 (mm)	Bracket Thickness 支架板厚 (mm)	Load Height 安装高度 (mm)	Top-Plate Size 底板尺寸 (mm)	Bolt Hole Spacing 安装孔位 (mm)	Hollow Rivet Diameter 铆钉孔径 (mm)
G1-160G4-602	160*50	350	60	5.5	195	/	/	35*100
G1-200G4-602	200*50	450	60	5.5	245	/	/	35*100



NO. Model型号	Wheel Diameter & Tread Width 轮子直径*轮宽 (mm)	Load 承重 (kgs)	Axle Offset 转动半径 (mm)	Bracket Thickness 支架板厚 (mm)	Load Height 安装高度 (mm)	Top-Plate Size 底板尺寸 (mm)	Bolt Hole Spacing 安装孔位 (mm)	Hollow Rivet Diameter 铆钉孔径 (mm)
G1-160G4-534	150*50	200	56	3	195	/	/	35*100
G1-200G4-534	200*50	300	56	3	245	/	/	35*100



NO. Model型号	Wheel Diameter & Tread Width 轮子直径*轮宽 (mm)	Load 承重 (kgs)	Axle Offset 转动半径 (mm)	Bracket Thickness 支架板厚 (mm)	Load Height 安装高度 (mm)	Top-Plate Size 底板尺寸 (mm)	Bolt Hole Spacing 安装孔位 (mm)	Hollow Rivet Diameter 铆钉孔径 (mm)
G2-160G4-202	160*50	300	60	4.0	195	/	/	38*100
G2-200G4-202	200*50	400	60	4.0	245	/	/	38*100



NO. Model型号	Wheel Diameter & Tread Width 轮子直径*轮宽 (mm)	Load 承重 (kgs)	Axle Offset 转动半径 (mm)	Bracket Thickness 支架板厚 (mm)	Load Height 安装高度 (mm)	Top-Plate Size 底板尺寸 (mm)	Bolt Hole Spacing 安装孔位 (mm)	Hollow Rivet Diameter 铆钉孔径 (mm)
G2-160G4-232	160*50	350	60	4.0	195	/	/	38*100
G2-200G4-232	200*50	450	60	4.0	245	/	/	38*100

其它脚轮
Other casters



OTHER CASTERS
其它脚轮

